

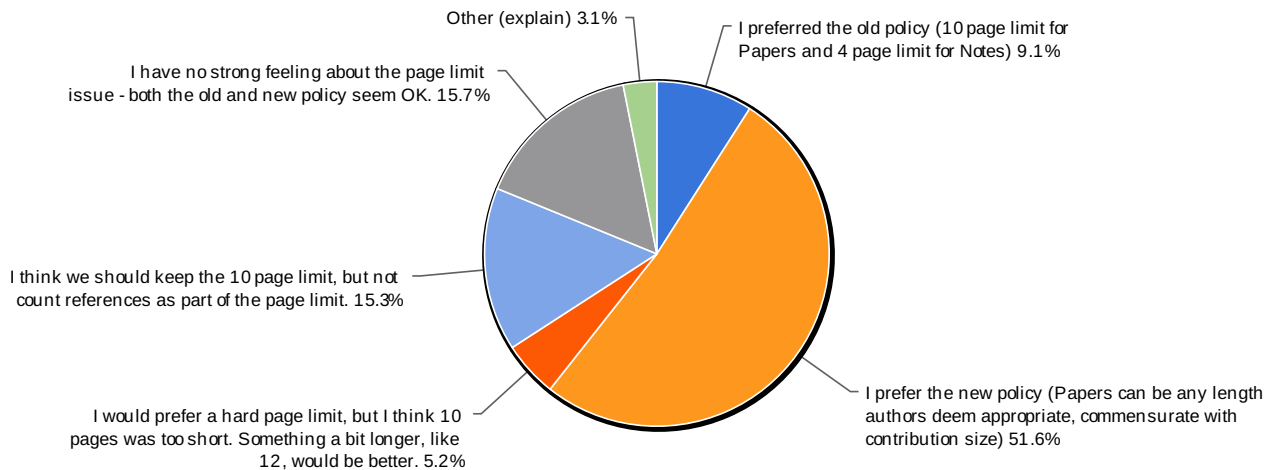
CSCW Community Survey Summary of Results (Dec. 2013)

Survey: ACM CSCW Community Survey

1. Indicate which of the following roles you have held with respect to the CSCW conference series.

	2011 or earlier	2012	2013	2014	Responses
Submitted paper(s) or note(s)	61.2% 175	40.9% 117	46.9% 134	56.6% 162	286
Submitted other refereed content (poster, demo, etc.)	0.0% 0	0.0% 0	0.0% 0	0.0% 0	0
Reviewed paper(s) or note(s)	68.3% 166	59.7% 145	65.4% 159	62.1% 151	243
Reviewed other content (posters, demos, etc.)	0.0% 0	0.0% 0	0.0% 0	0.0% 0	0
Served as a Program Committee member (AC)	54.7% 52	35.8% 34	37.9% 36	37.9% 36	95
Served as a conference Organizing Committee member	0.0% 0	0.0% 0	0.0% 0	0.0% 0	0
Attended (or plan to attend) the conference	61.2% 161	41.4% 109	41.1% 108	56.7% 149	263

2. Since 2013, CSCW no longer imposes a page limit on Paper submissions. As an author, how do you feel about this no-page-limit policy?

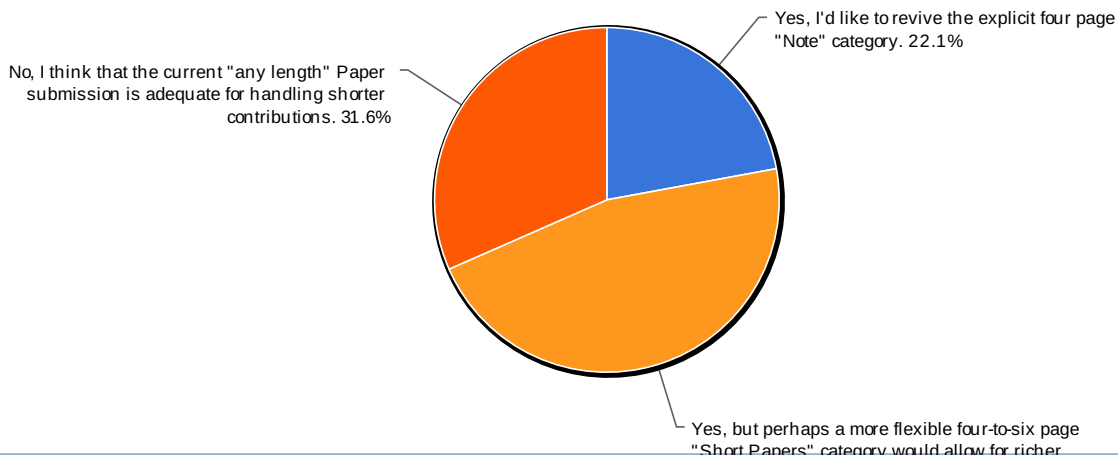


2. Since 2013, CSCW no longer imposes a page limit on Paper submissions. As an author, how do you feel about this no-page-limit policy?

Value	Count	Percent %
I preferred the old policy (10 page limit for Papers and 4 page limit for Notes)	26	9.1%
I prefer the new policy (Papers can be any length authors deem appropriate, commensurate with contribution size)	148	51.6%
I would prefer a hard page limit, but I think 10 pages was too short. Something a bit longer, like 12, would be better.	15	5.2%
I think we should keep the 10 page limit, but not count references as part of the page limit.	44	15.3%
I have no strong feeling about the page limit issue - both the old and new policy seem OK.	45	15.7%
Other (explain)	9	3.1%

Statistics	
Total Responses	287

3. As an author, would you like to see CSCW revive a separate submission category for Notes (short papers with a very succinct contribution)?

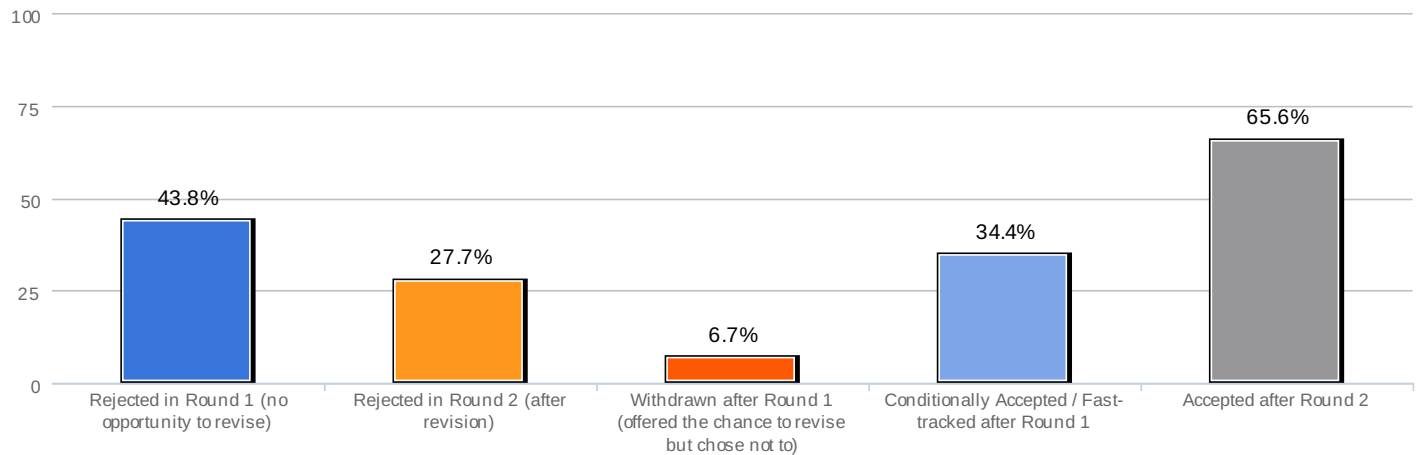


3. As an author, would you like to see CSCW revive a separate submission category for Notes (short papers with a very succinct contribution)?

Value	Count	Percent %
Yes, I'd like to revive the explicit four page "Note" category.	63	22.1%
Yes, but perhaps a more flexible four-to-six page "Short Papers" category would allow for richer Notes.	132	46.3%
No, I think that the current "any length" Paper submission is adequate for handling shorter contributions.	90	31.6%

Statistics	
Total Responses	285

4. As an author who submitted Papers/Notes under the "revise & resubmit" reviewing scheme used for CSCW 2012, 2013, and 2014, which of the following describe the outcome(s) for the papers you submitted to CSCW 2012, 2013, and/or 2014?

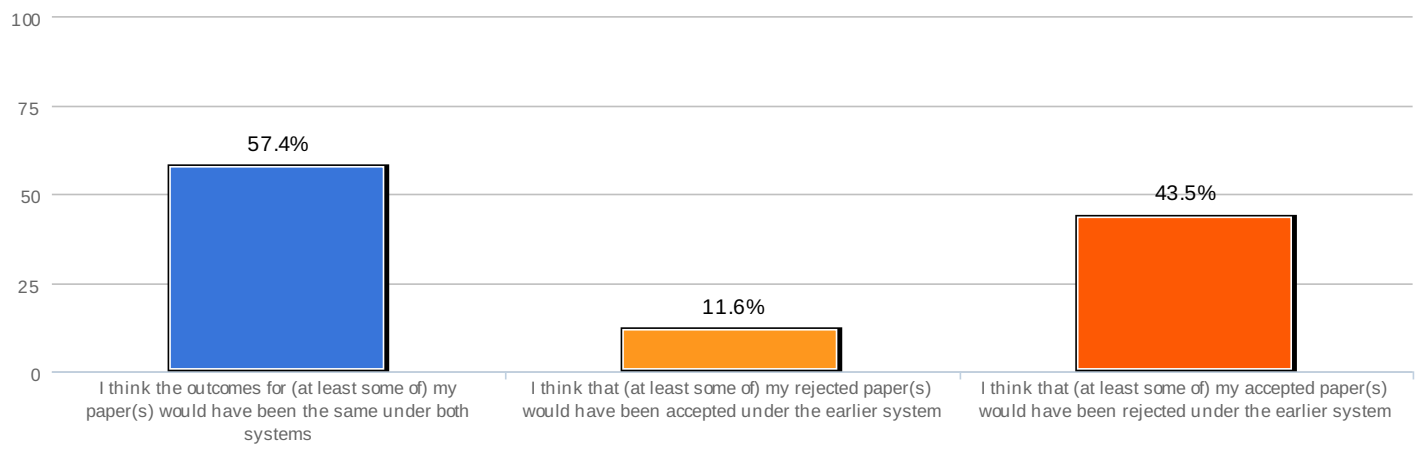


4. As an author who submitted Papers/Notes under the "revise & resubmit" reviewing scheme used for CSCW 2012, 2013, and 2014, which of the following describe the outcome(s) for the papers you submitted to CSCW 2012, 2013, and/or 2014?

Value	Count	Percent %
Rejected in Round 1 (no opportunity to revise)	98	43.8%
Rejected in Round 2 (after revision)	62	27.7%
Withdrawn after Round 1 (offered the chance to revise but chose not to)	15	6.7%
Conditionally Accepted / Fast-tracked after Round 1	77	34.4%
Accepted after Round 2	147	65.6%

Statistics	
Total Responses	224

5. Do you think the final accept/reject outcome for your CSCW paper(s) from 2012, 2013, and/or 2014 would have been different under the earlier, single-round reviewing process?

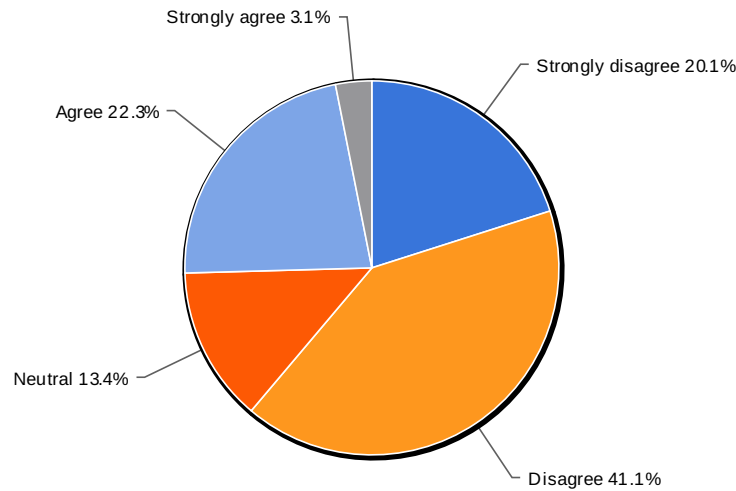


5. Do you think the final accept/reject outcome for your CSCW paper(s) from 2012, 2013, and/or 2014 would have been different under the earlier, single-round reviewing process?

Value	Count	Percent %
I think the outcomes for (at least some of) my paper(s) would have been the same under both systems	124	57.4%
I think that (at least some of) my rejected paper(s) would have been accepted under the earlier system	25	11.6%
I think that (at least some of) my accepted paper(s) would have been rejected under the earlier system	94	43.5%

Statistics	
Total Responses	216

6. The "revise and resubmit" process is burdensome for authors.

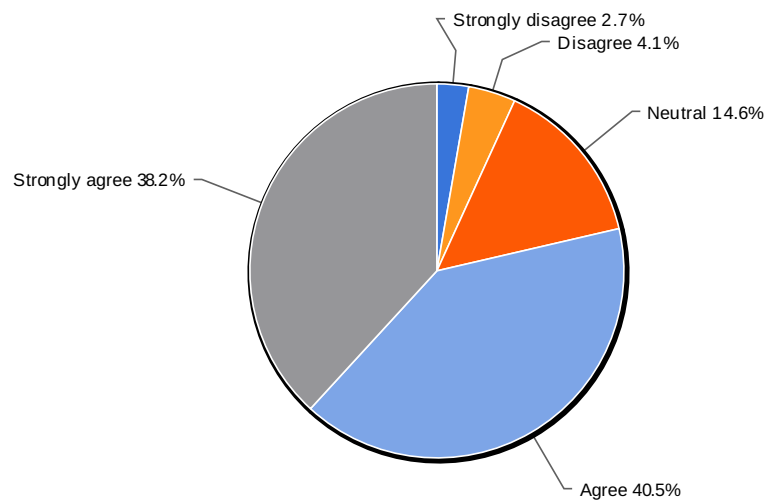


6. The "revise and resubmit" process is burdensome for authors.

Value	Count	Percent %
Strongly disagree	45	20.1%
Disagree	92	41.1%
Neutral	30	13.4%
Agree	50	22.3%
Strongly agree	7	3.1%

Statistics	
Total Responses	224
Sum	554.0
Avg.	2.5
StdDev	1.1
Max	5.0

7. The "revise and resubmit" process is an improvement over prior processes

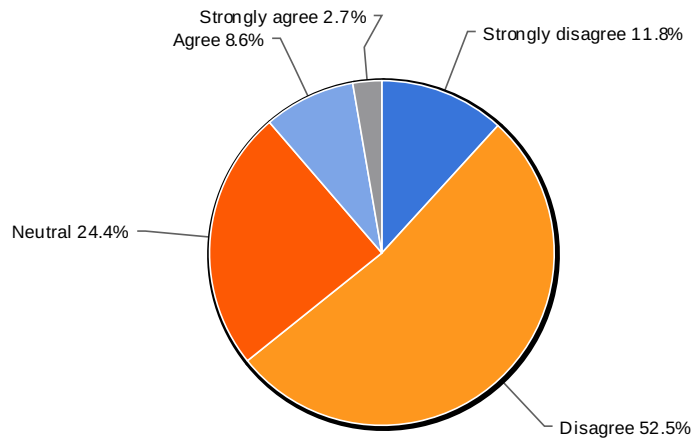


7. The "revise and resubmit" process is an improvement over prior processes

Value	Count	Percent %
Strongly disagree	6	2.7%
Disagree	9	4.1%
Neutral	32	14.6%
Agree	89	40.5%
Strongly agree	84	38.2%

Statistics	
Total Responses	220
Sum	896.0
Avg.	4.1
StdDev	1.0
Max	5.0

8. The "revise and resubmit" process does not offer sufficient time for revisions.

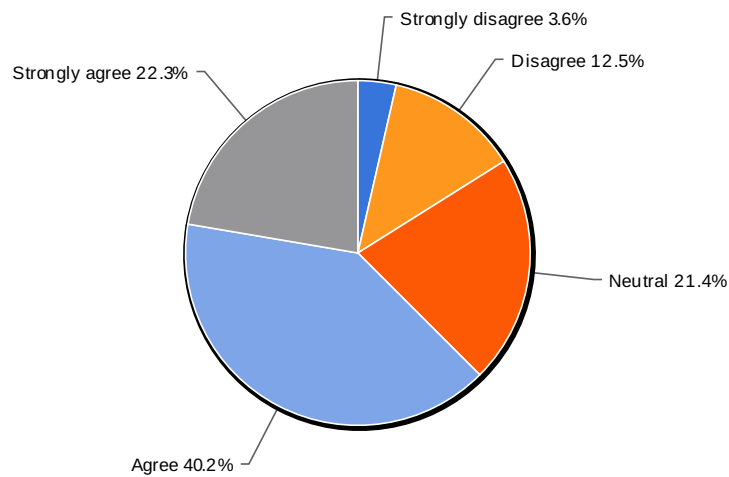


8. The "revise and resubmit" process does not offer sufficient time for revisions.

Value	Count	Percent %
Strongly disagree	26	11.8%
Disagree	116	52.5%
Neutral	54	24.4%
Agree	19	8.6%
Strongly agree	6	2.7%

Statistics	
Total Responses	221
Sum	526.0
Avg.	2.4
StdDev	0.9
Max	5.0

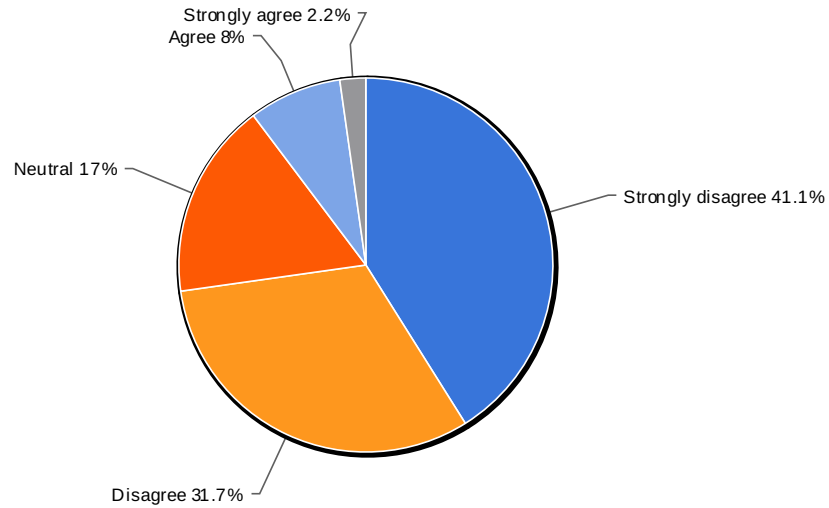
9. The "revise and resubmit" process has improved the quality of the feedback I receive as an author



9. The "revise and resubmit" process has improved the quality of the feedback I receive as an author

Value	Count	Percent %	Statistics	
Strongly disagree	8	3.6%	Total Responses	224
Disagree	28	12.5%	Sum	818.0
Neutral	48	21.4%	Avg.	3.7
Agree	90	40.2%	StdDev	1.1
Strongly agree	50	22.3%	Max	5.0

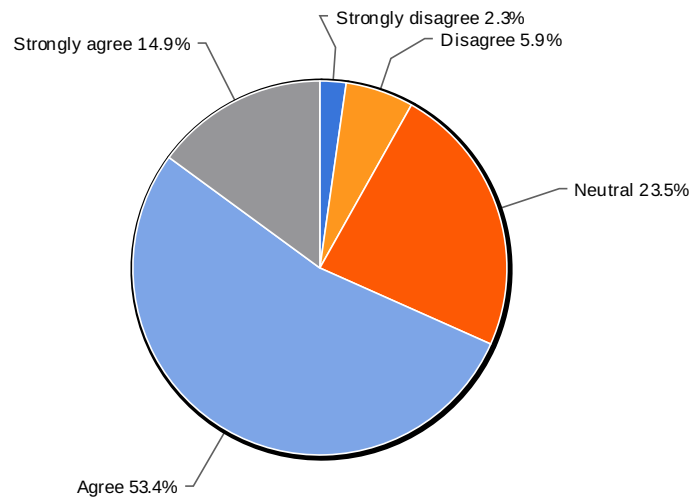
10. I would prefer to return to the old, single-round reviewing process.



10. I would prefer to return to the old, single-round reviewing process.

Value	Count	Percent %	Statistics	
Strongly disagree	92	41.1%	Total Responses	224
Disagree	71	31.7%	Sum	445.0
Neutral	38	17.0%	Avg.	2.0
Agree	18	8.0%	StdDev	1.0
Strongly agree	5	2.2%	Max	5.0

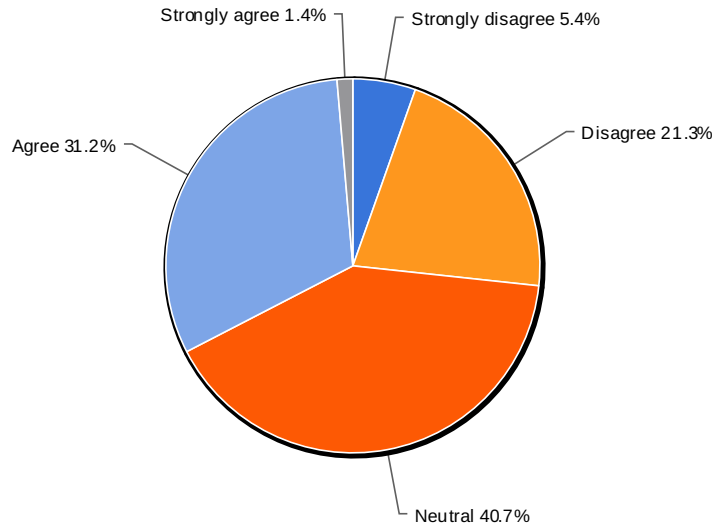
11. The "revise & resubmit" process is a "fair" process.



11. The "revise & resubmit" process is a "fair" process.

Value	Count	Percent %	Statistics	
Strongly disagree	5	2.3%	Total Responses	221
Disagree	13	5.9%	Sum	824.0
Neutral	52	23.5%	Avg.	3.7
Agree	118	53.4%	StdDev	0.9
Strongly agree	33	14.9%	Max	5.0

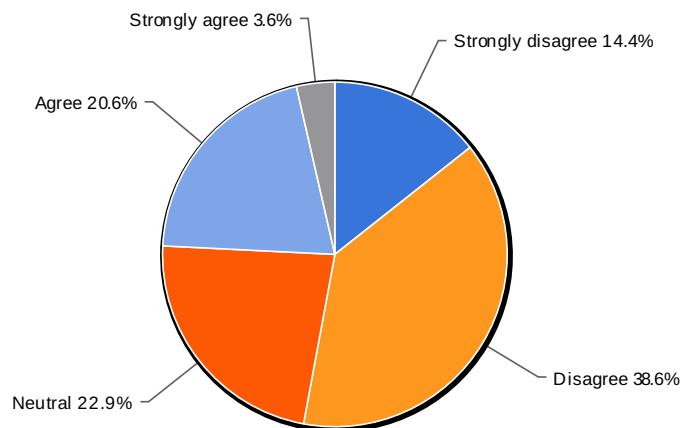
12. The earlier, single-round reviewing process was a "fair" process.



12. The earlier, single-round reviewing process was a "fair" process.

Value	Count	Percent %	Statistics	
Strongly disagree	12	5.4%	Total Responses	221
Disagree	47	21.3%	Sum	667.0
Neutral	90	40.7%	Avg.	3.0
Agree	69	31.2%	StdDev	0.9
Strongly agree	3	1.4%	Max	5.0

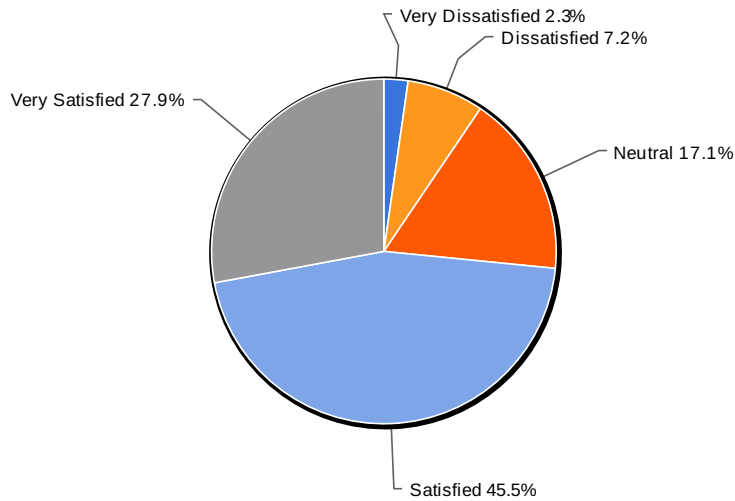
13. The "revise & resubmit" process is incompatible with my summer schedule (vacations, etc.).



13. The "revise & resubmit" process is incompatible with my summer schedule (vacations, etc.).

Value	Count	Percent %	Statistics	
Strongly disagree	32	14.4%	Total Responses	223
Disagree	86	38.6%	Sum	581.0
Neutral	51	22.9%	Avg.	2.6
Agree	46	20.6%	StdDev	1.1
Strongly agree	8	3.6%	Max	5.0

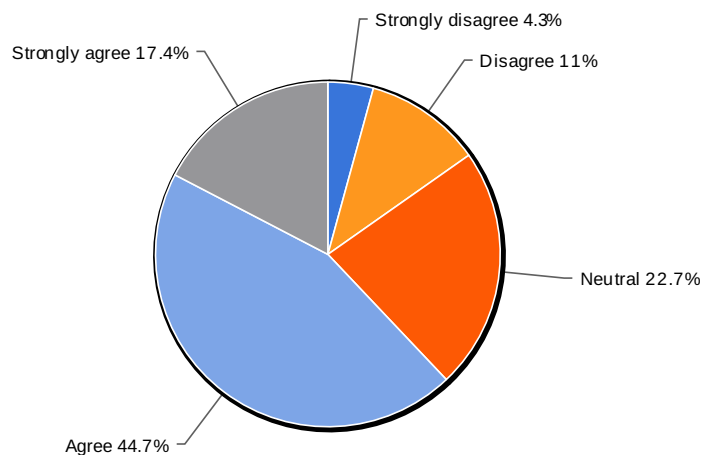
14. In general, as an author, how do you feel about this revise-and-resubmit process?



14. In general, as an author, how do you feel about this revise-and-resubmit process?

Value	Count	Percent %	Statistics	
Very Dissatisfied	5	2.3%	Total Responses	222
Dissatisfied	16	7.2%	Sum	865.0
Neutral	38	17.1%	Avg.	3.9
Satisfied	101	45.5%	StdDev	1.0
Very Satisfied	62	27.9%	Max	5.0

17. I believe CSCW's higher acceptance rates are justified by the increased quality of papers that make it through the new, two-round reviewing process.

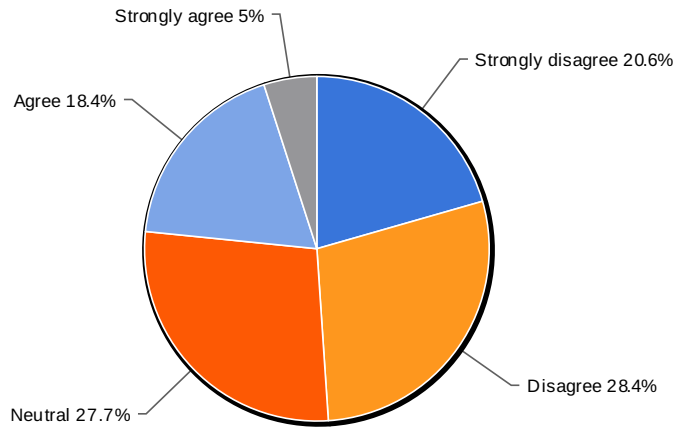


17. I believe CSCW's higher acceptance rates are justified by the increased quality of papers that make it through the new, two-round reviewing process.

Value	Count	Percent %
Strongly disagree	12	4.3%
Disagree	31	11.0%
Neutral	64	22.7%
Agree	126	44.7%
Strongly agree	49	17.4%

Statistics	
Total Responses	282
Sum	1,015.0
Avg.	3.6
StdDev	1.0
Max	5.0

18. I am concerned that my tenure/promotion/job search may be negatively impacted by CSCW's higher recent acceptance rates.

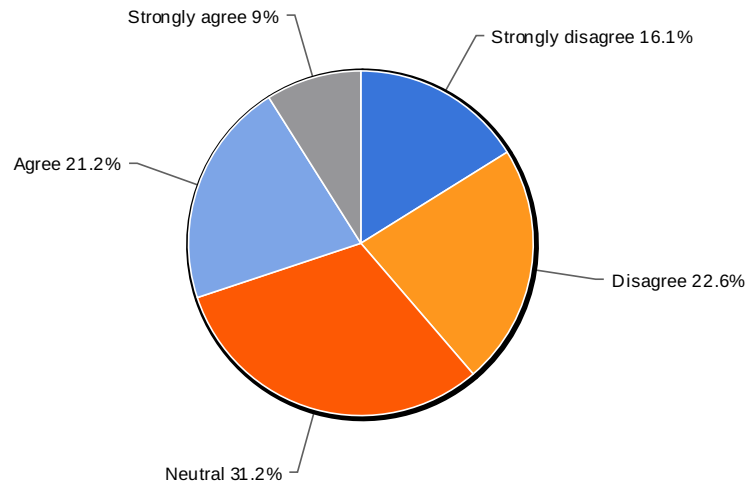


18. I am concerned that my tenure/promotion/job search may be negatively impacted by CSCW's higher recent acceptance rates.

Value	Count	Percent %
Strongly disagree	58	20.6%
Disagree	80	28.4%
Neutral	78	27.7%
Agree	52	18.4%
Strongly agree	14	5.0%

Statistics	
Total Responses	282
Sum	730.0
Avg.	2.6
StdDev	1.1
Max	5.0

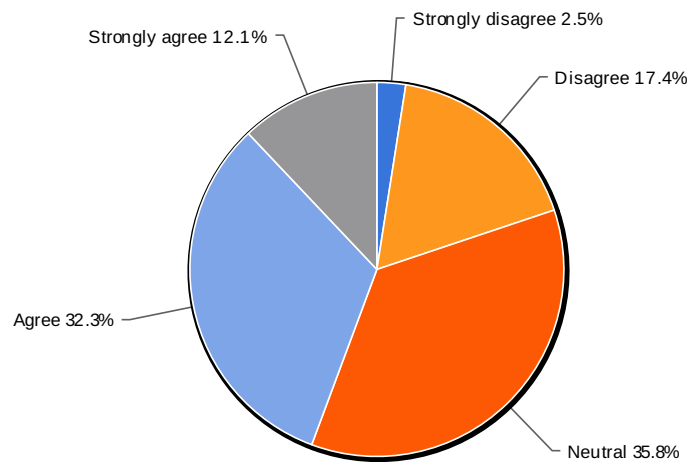
19. I am concerned that the tenure/promotion/job search of my junior colleagues or students may be negatively impacted by CSCW's higher recent acceptance rates.



19. I am concerned that the tenure/promotion/job search of my junior colleagues or students may be negatively impacted by CSCW's higher recent acceptance rates.

Value	Count	Percent %	Statistics	
Strongly disagree	45	16.1%	Total Responses	279
Disagree	63	22.6%	Sum	793.0
Neutral	87	31.2%	Avg.	2.8
Agree	59	21.2%	StdDev	1.2
Strongly agree	25	9.0%	Max	5.0

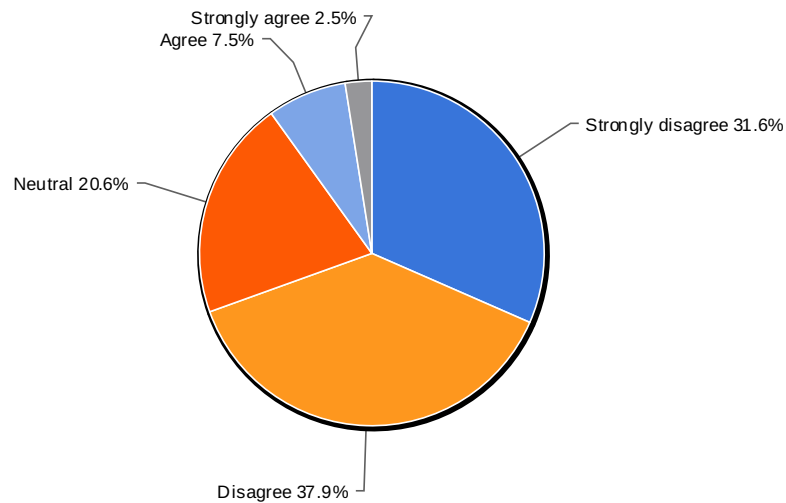
20. I think the CSCW conference program is better with a higher acceptance rate.



20. I think the CSCW conference program is better with a higher acceptance rate.

Value	Count	Percent %	Statistics	
Strongly disagree	7	2.5%	Total Responses	282
Disagree	49	17.4%	Sum	942.0
Neutral	101	35.8%	Avg.	3.3
Agree	91	32.3%	StdDev	1.0
Strongly agree	34	12.1%	Max	5.0

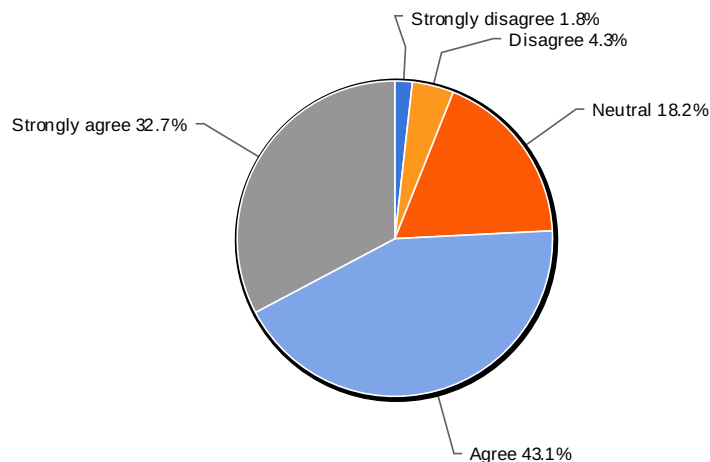
21. I am concerned that my organization may no longer support submitting to and/or attending CSCW because of the increased acceptance rate.



21. I am concerned that my organization may no longer support submitting to and/or attending CSCW because of the increased acceptance rate.

Value	Count	Percent %	Statistics	
Strongly disagree	89	31.6%	Total Responses	282
Disagree	107	37.9%	Sum	596.0
Neutral	58	20.6%	Avg.	2.1
Agree	21	7.5%	StdDev	1.0
Strongly agree	7	2.5%	Max	5.0

22. I think the CSCW community needs to develop alternative metrics to acceptance rate as a way of measuring and communicating the quality of the program.

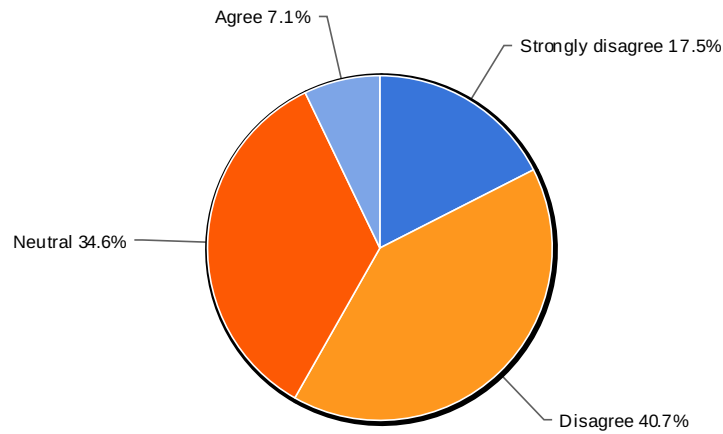


22. I think the CSCW community needs to develop alternative metrics to acceptance rate as a way of measuring and communicating the quality of the program.

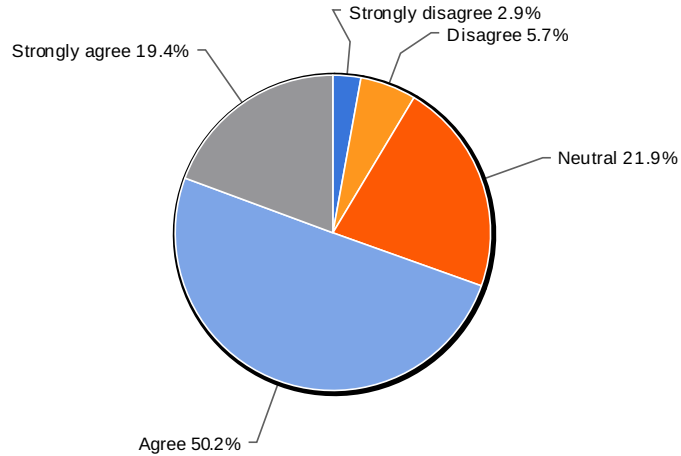
Value	Count	Percent %
Strongly disagree	5	1.8%
Disagree	12	4.3%
Neutral	51	18.2%
Agree	121	43.1%
Strongly agree	92	32.7%

Statistics	
Total Responses	281
Sum	1,126.0
Avg.	4.0
StdDev	0.9
Max	5.0

23. Increasing the number of papers at CSCW has reduced the quality of the conference program.



24. I think that other criteria (e.g., citations, impact factor, h5-index) should be used in addition to, or in place of, acceptance rate as a quality measure for the CSCW conference.

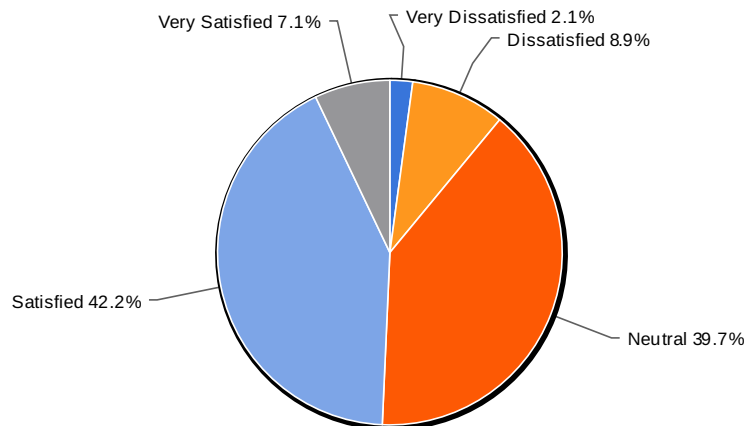


24. I think that other criteria (e.g., citations, impact factor, h5-index) should be used in addition to, or in place of, acceptance rate as a quality measure for the CSCW conference.

Value	Count	Percent %
Strongly disagree	8	2.9%
Disagree	16	5.7%
Neutral	61	21.9%
Agree	140	50.2%
Strongly agree	54	19.4%

Statistics	
Total Responses	279
Sum	1,053.0
Avg.	3.8
StdDev	0.9
Max	5.0

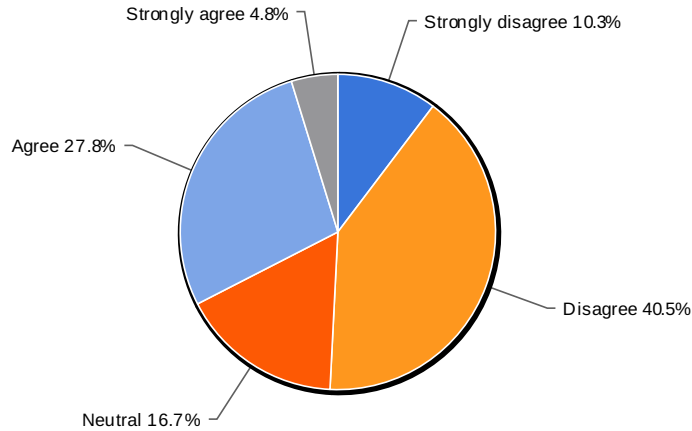
25. In general, as an author, how do you feel about CSCW's trend of higher paper acceptance rates?



25. In general, as an author, how do you feel about CSCW's trend of higher paper acceptance rates?

Value	Count	Percent %	Statistics	
Very Dissatisfied	6	2.1%	Total Responses	282
Dissatisfied	25	8.9%	Sum	968.0
Neutral	112	39.7%	Avg.	3.4
Satisfied	119	42.2%	StdDev	0.8
Very Satisfied	20	7.1%	Max	5.0

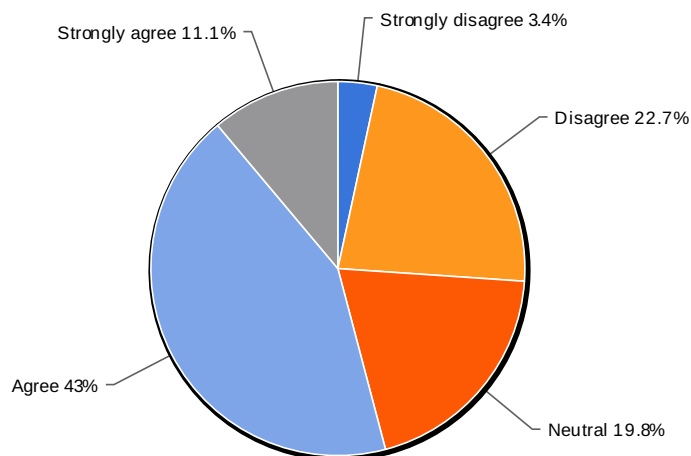
41. I accepted fewer papers to review under the "revise & resubmit" process than I did under the earlier, single-round process, because I am concerned about workload.



41. I accepted fewer papers to review under the "revise & resubmit" process than I did under the earlier, single-round process, because I am concerned about workload.

Value	Count	Percent %	Statistics	
Strongly disagree	13	10.3%	Total Responses	126
Disagree	51	40.5%	Sum	348.0
Neutral	21	16.7%	Avg.	2.8
Agree	35	27.8%	StdDev	1.1
Strongly agree	6	4.8%	Max	5.0

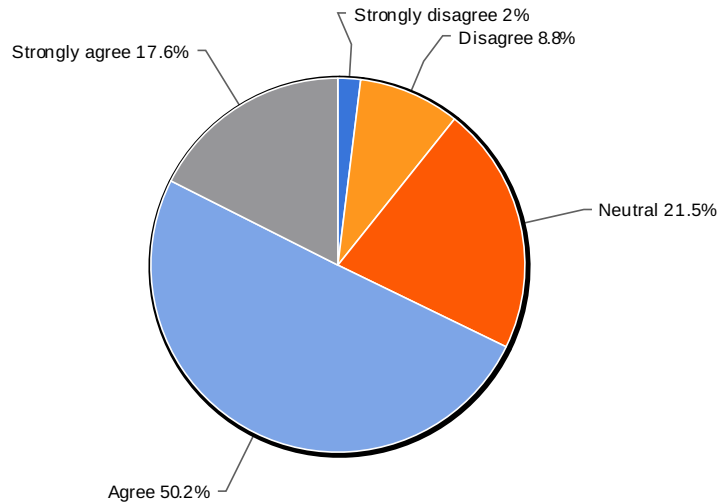
42. The "revise and resubmit" process is burdensome for reviewers/PC members.



42. The "revise and resubmit" process is burdensome for reviewers/PC members.

Value	Count	Percent %	Statistics	
Strongly disagree	7	3.4%	Total Responses	207
Disagree	47	22.7%	Sum	695.0
Neutral	41	19.8%	Avg.	3.4
Agree	89	43.0%	StdDev	1.1
Strongly agree	23	11.1%	Max	5.0

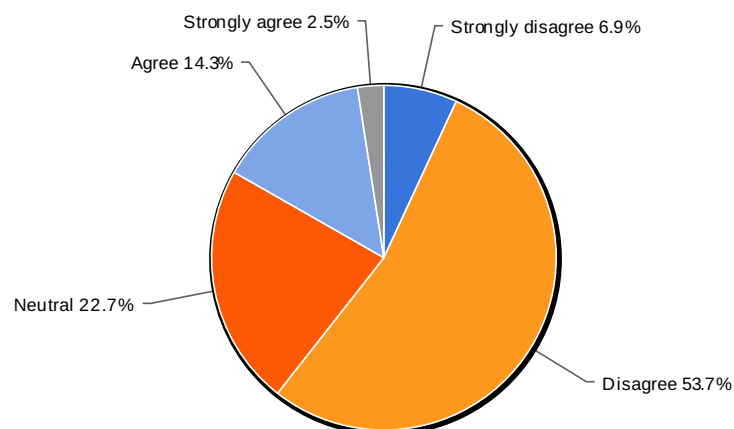
43. The "revise and resubmit" process is an improvement over prior processes



43. The "revise and resubmit" process is an improvement over prior processes

Value	Count	Percent %	Statistics	
Strongly disagree	4	2.0%	Total Responses	205
Disagree	18	8.8%	Sum	764.0
Neutral	44	21.5%	Avg.	3.7
Agree	103	50.2%	StdDev	0.9
Strongly agree	36	17.6%	Max	5.0

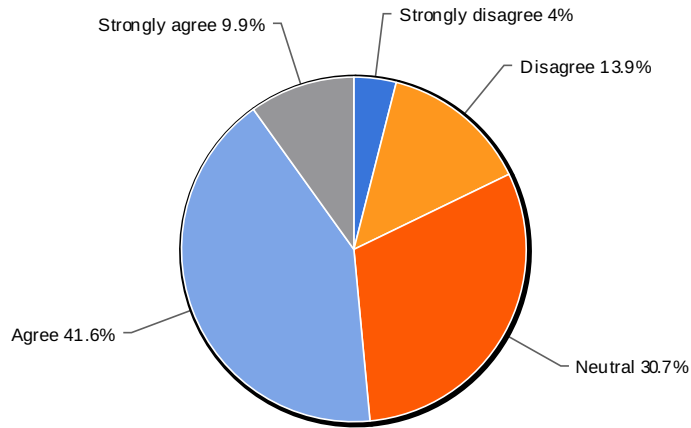
44. The "revise and resubmit" process does not offer sufficient time for reviewing.



44. The "revise and resubmit" process does not offer sufficient time for reviewing.

Value	Count	Percent %	Statistics	
Strongly disagree	14	6.9%	Total Responses	203
Disagree	109	53.7%	Sum	511.0
Neutral	46	22.7%	Avg.	2.5
Agree	29	14.3%	StdDev	0.9
Strongly agree	5	2.5%	Max	5.0

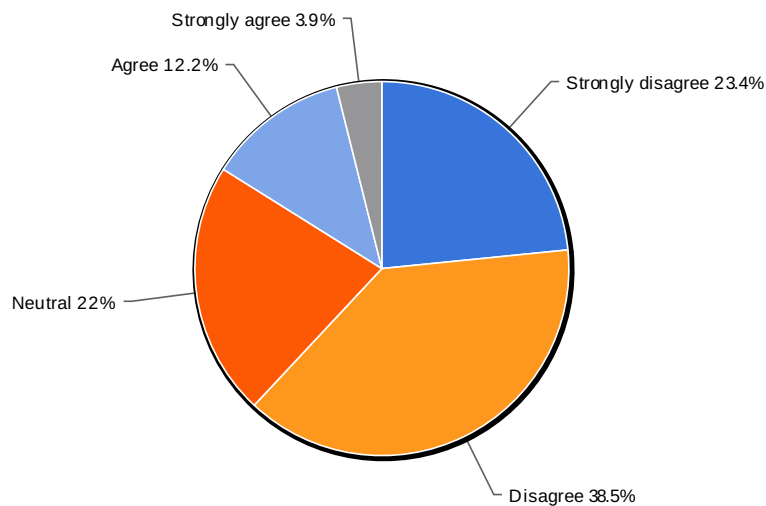
45. The "revise and resubmit" process has improved the quality of the feedback I give as a reviewer/PC member.



45. The "revise and resubmit" process has improved the quality of the feedback I give as a reviewer/PC member.

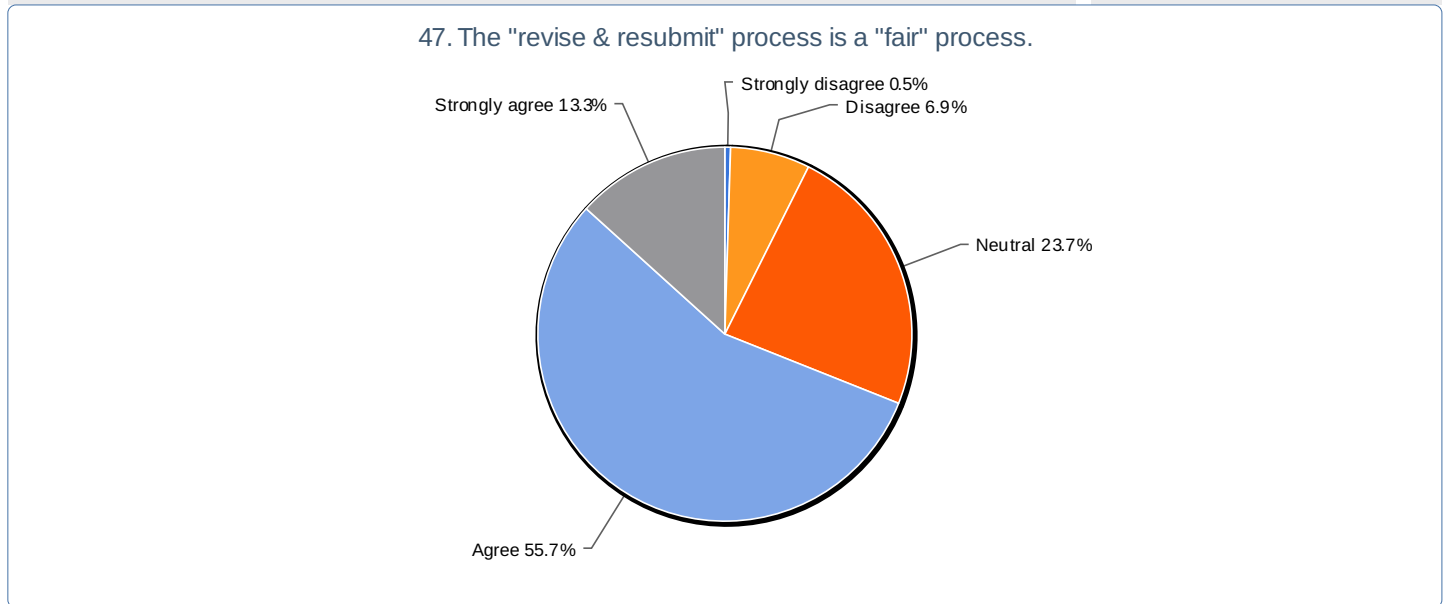
Value	Count	Percent %	Statistics	
Strongly disagree	8	4.0%	Total Responses	202
Disagree	28	13.9%	Sum	686.0
Neutral	62	30.7%	Avg.	3.4
Agree	84	41.6%	StdDev	1.0
Strongly agree	20	9.9%	Max	5.0

46. I would prefer to return to the old, single-round reviewing process.



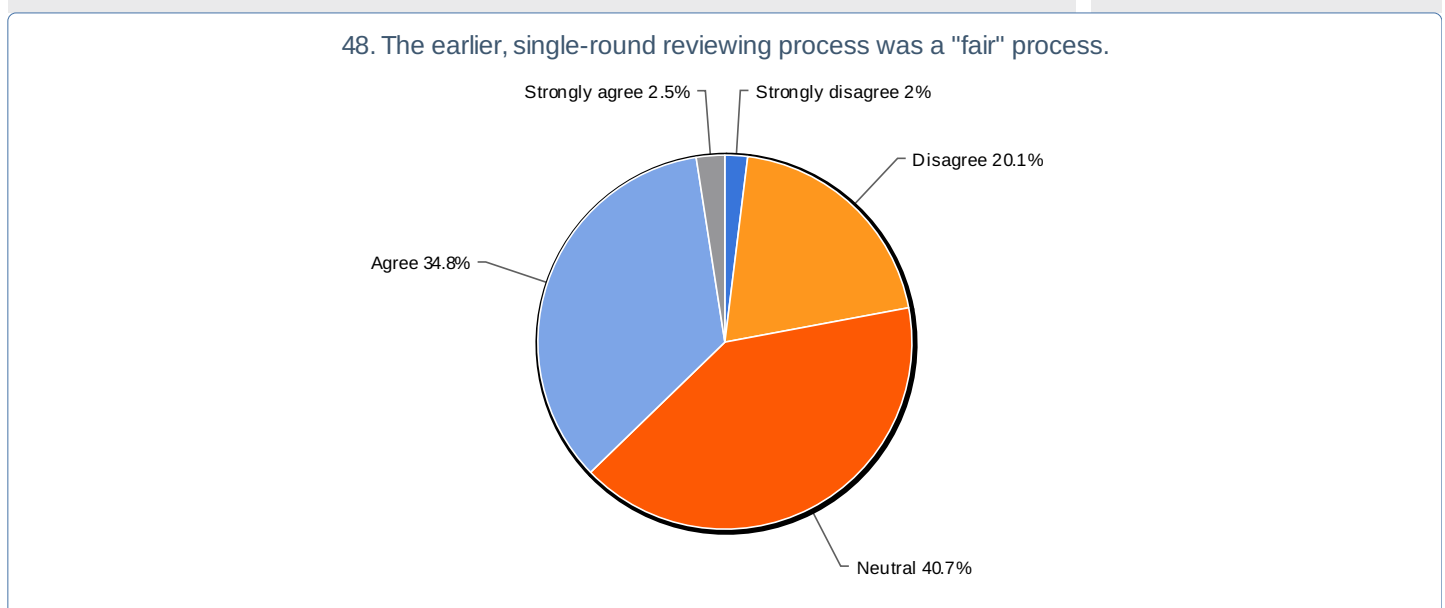
46. I would prefer to return to the old, single-round reviewing process.

Value	Count	Percent %	Statistics	
Strongly disagree	48	23.4%	Total Responses	205
Disagree	79	38.5%	Sum	481.0
Neutral	45	22.0%	Avg.	2.3
Agree	25	12.2%	StdDev	1.1
Strongly agree	8	3.9%	Max	5.0



47. The "revise & resubmit" process is a "fair" process.

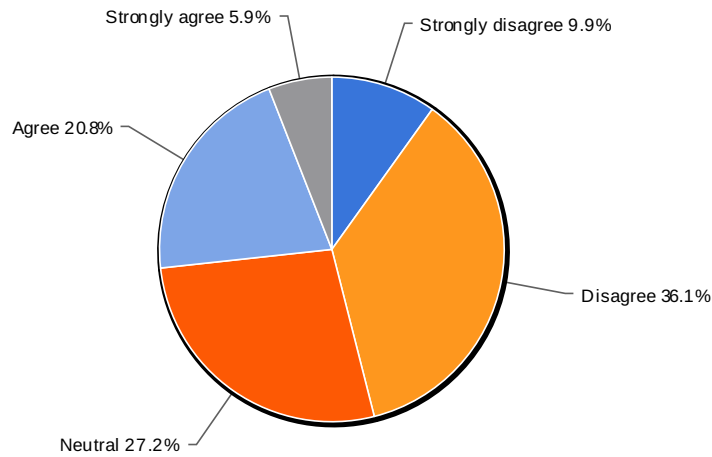
Value	Count	Percent %	Statistics	
Strongly disagree	1	0.5%	Total Responses	203
Disagree	14	6.9%	Sum	760.0
Neutral	48	23.7%	Avg.	3.7
Agree	113	55.7%	StdDev	0.8
Strongly agree	27	13.3%	Max	5.0



48. The earlier, single-round reviewing process was a "fair" process.

Value	Count	Percent %	Statistics	
Strongly disagree	4	2.0%	Total Responses	204
Disagree	41	20.1%	Sum	644.0
Neutral	83	40.7%	Avg.	3.2
Agree	71	34.8%	StdDev	0.8
Strongly agree	5	2.5%	Max	5.0

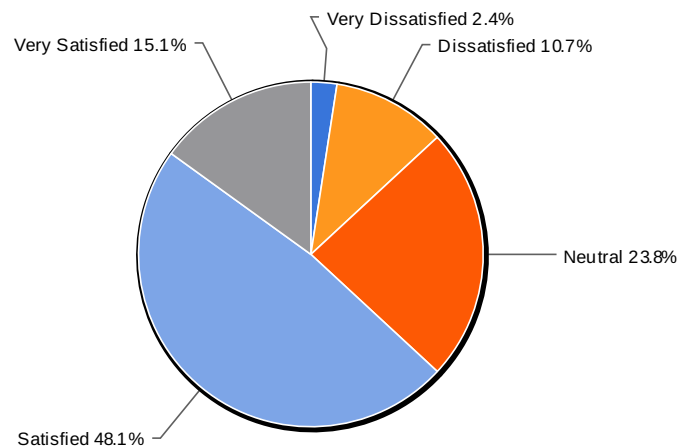
49. The "revise & resubmit" process is incompatible with my summer schedule (vacations, etc.).



49. The "revise & resubmit" process is incompatible with my summer schedule (vacations, etc.).

Value	Count	Percent %	Statistics	
Strongly disagree	20	9.9%	Total Responses	202
Disagree	73	36.1%	Sum	559.0
Neutral	55	27.2%	Avg.	2.8
Agree	42	20.8%	StdDev	1.1
Strongly agree	12	5.9%	Max	5.0

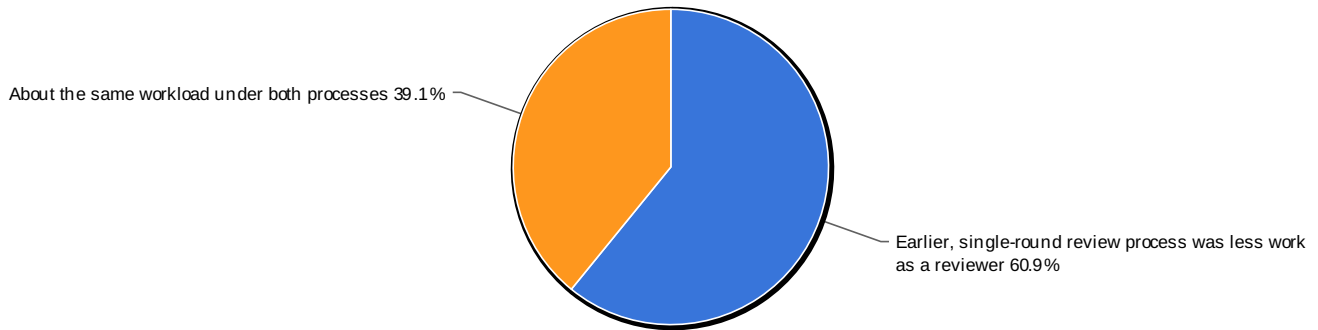
50. In general, as a reviewer and/or PC member, how do you feel about this revise-and-resubmit process?



50. In general, as a reviewer and/or PC member, how do you feel about this revise-and-resubmit process?

Value	Count	Percent %	Statistics	
Very Dissatisfied	5	2.4%	Total Responses	206
Dissatisfied	22	10.7%	Sum	747.0
Neutral	49	23.8%	Avg.	3.6
Satisfied	99	48.1%	StdDev	0.9
Very Satisfied	31	15.1%	Max	5.0

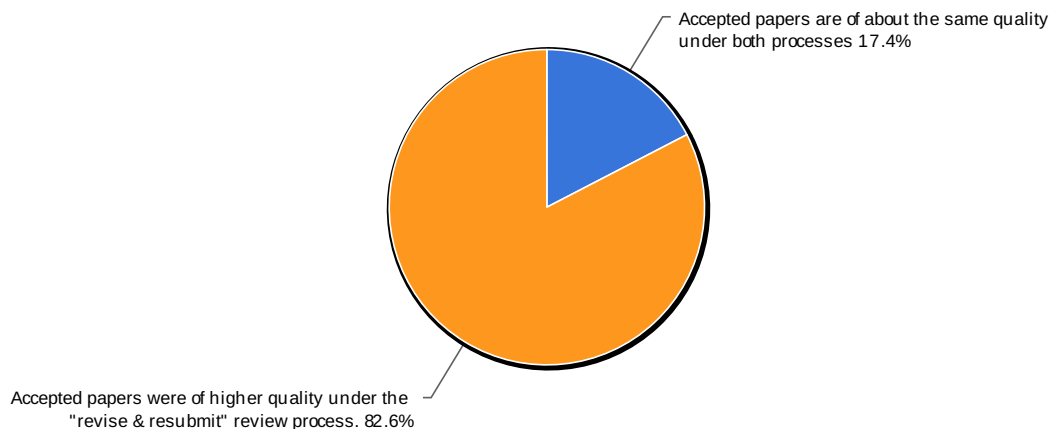
51. As a reviewer and/or PC member under both the earlier system and the "revise & resubmit" system, how do you think the two systems compare in terms of reviewer/PC workload?



51. As a reviewer and/or PC member under both the earlier system and the "revise & resubmit" system, how do you think the two systems compare in terms of reviewer/PC workload?

Value	Count	Percent %	Statistics	
Earlier, single-round review process was less work as a reviewer	14	60.9%	Total Responses	23
About the same workload under both processes	9	39.1%		
New, "revise & resubmit" review process was less work as a reviewer	0	0.0%		

52. As a reviewer and/or PC member under both the earlier system and the "revise & resubmit" system, how do you think the two systems compare in terms of quality of accepted papers?

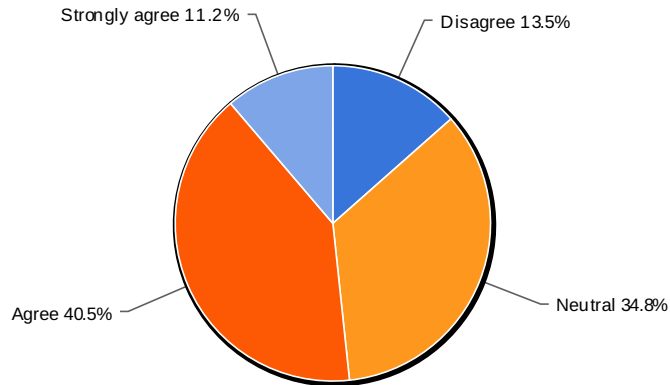


52. As a reviewer and/or PC member under both the earlier system and the "revise & resubmit" system, how do you think the two systems compare in terms of quality of accepted papers?

Value	Count	Percent %
Accepted papers were of higher quality under the earlier, single-round review process.	0	0.0%
Accepted papers are of about the same quality under both processes	4	17.4%
Accepted papers were of higher quality under the "revise & resubmit" review process.	19	82.6%

Statistics	
Total Responses	23

55. I think that the overall quality of the work I have seen at CSCW has improved since the introduction of the "revise & resubmit" process in 2012, as compared with earlier CSCW conferences.

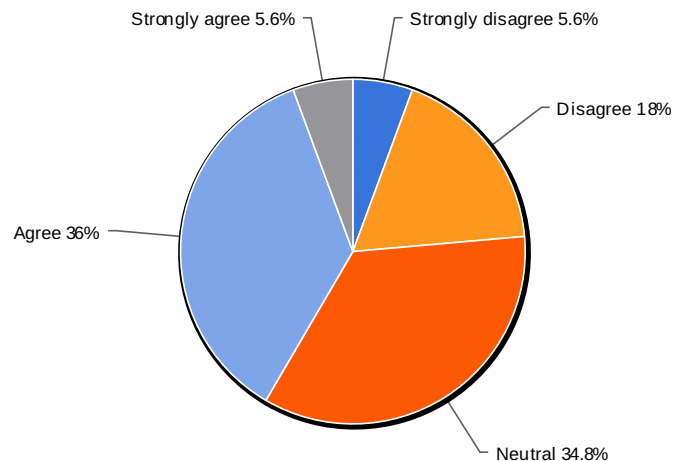


55. I think that the overall quality of the work I have seen at CSCW has improved since the introduction of the "revise & resubmit" process in 2012, as compared with earlier CSCW conferences.

Value	Count	Percent %
Strongly disagree	0	0.0%
Disagree	12	13.5%
Neutral	31	34.8%
Agree	36	40.5%
Strongly agree	10	11.2%

Statistics	
Total Responses	89
Sum	311.0
Avg.	3.5
StdDev	0.9
Max	5.0

56. I felt there were too many parallel tracks of paper presentations at CSCW since 2012, as compared with earlier CSCW conferences.

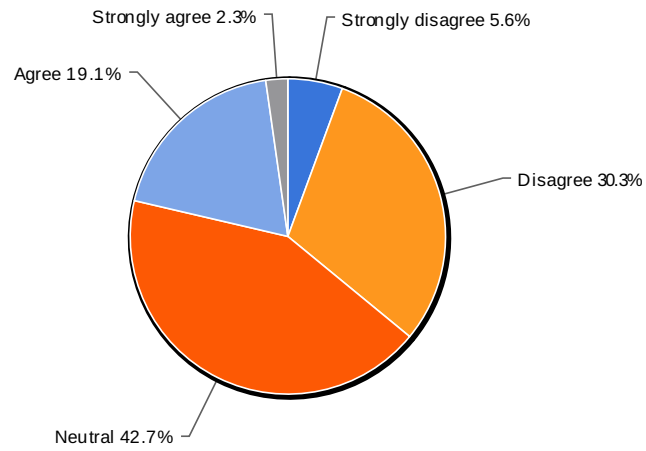


56. I felt there were too many parallel tracks of paper presentations at CSCW since 2012, as compared with earlier CSCW conferences.

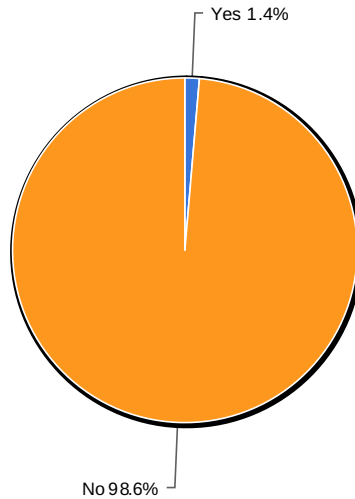
Value	Count	Percent %
Strongly disagree	5	5.6%
Disagree	16	18.0%
Neutral	31	34.8%
Agree	32	36.0%
Strongly agree	5	5.6%

Statistics	
Total Responses	89
Sum	283.0
Avg.	3.2
StdDev	1.0
Max	5.0

57. I think there is higher variance in the quality of the work I have seen at CSCW since the introduction of the "revise & resubmit" process in 2012, as compared with earlier CSCW conferences.



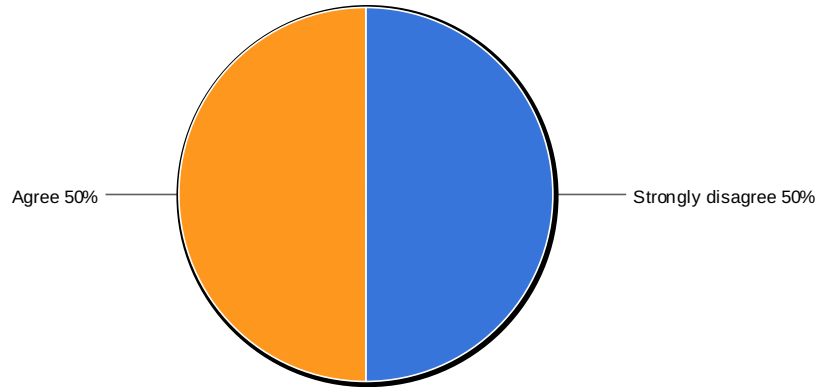
58. Do you identify as having a permanent or temporary disability that limits your participation at CSCW?



58. Do you identify as having a permanent or temporary disability that limits your participation at CSCW?

Value	Count	Percent %	Statistics	
Yes	3	1.4%	Total Responses	221
No	218	98.6%		

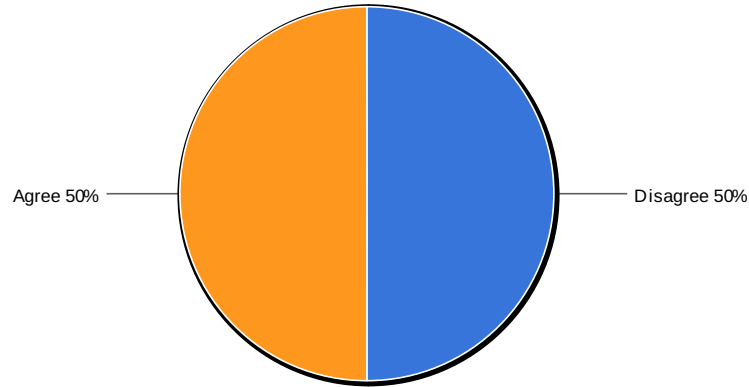
59. My needs as a disabled attendee were well-met at CSCW.



59. My needs as a disabled attendee were well-met at CSCW.

Value	Count	Percent %	Statistics	
Strongly disagree	1	50.0%	Total Responses	2
Disagree	0	0.0%	Sum	5.0
Neutral	0	0.0%	Avg.	2.5
Agree	1	50.0%	StdDev	1.5
Strongly agree	0	0.0%	Max	4.0

60. Unmet accessibility needs at CSCW resulted in physical pain or discomfort.

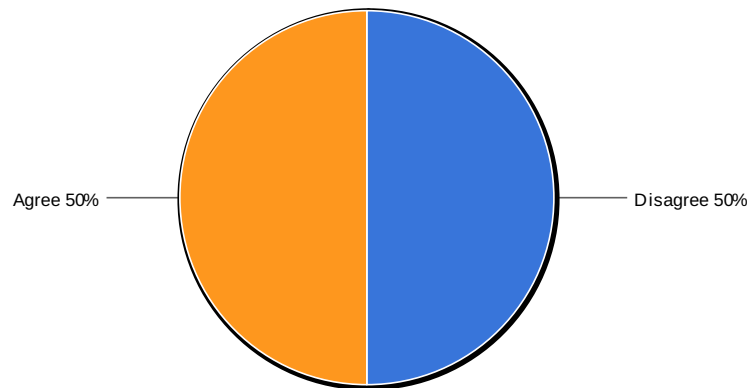


60. Unmet accessibility needs at CSCW resulted in physical pain or discomfort.

Value	Count	Percent %
Strongly disagree	0	0.0%
Disagree	1	50.0%
Neutral	0	0.0%
Agree	1	50.0%
Strongly agree	0	0.0%

Statistics	
Total Responses	2
Sum	6.0
Avg.	3.0
StdDev	1.0
Max	4.0

61. Unmet accessibility needs at CSCW resulted in stigma or embarrassment.

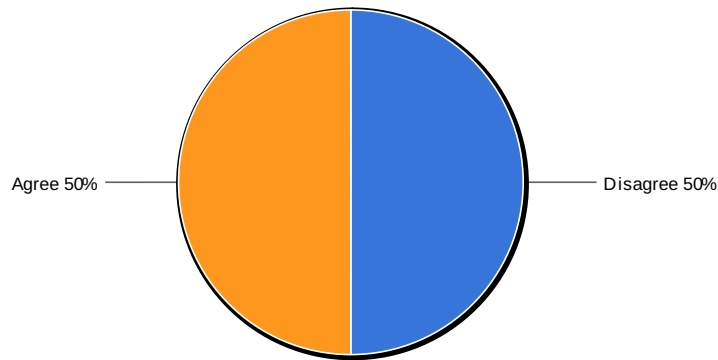


61. Unmet accessibility needs at CSCW resulted in stigma or embarrassment.

Value	Count	Percent %
Strongly disagree	0	0.0%
Disagree	1	50.0%
Neutral	0	0.0%
Agree	1	50.0%
Strongly agree	0	0.0%

Statistics	
Total Responses	2
Sum	6.0
Avg.	3.0
StdDev	1.0
Max	4.0

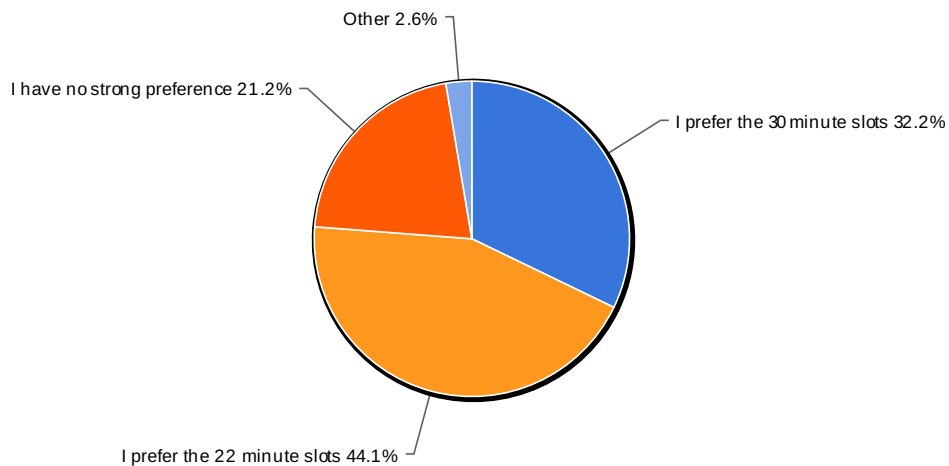
62. Unmet accessibility needs at CSCW resulted in my being unable to fully participate in the conference.



62. Unmet accessibility needs at CSCW resulted in my being unable to fully participate in the conference.

Value	Count	Percent %	Statistics	
Strongly disagree	0	0.0%	Total Responses	2
Disagree	1	50.0%	Sum	6.0
Neutral	0	0.0%	Avg.	3.0
Agree	1	50.0%	StdDev	1.0
Strongly agree	0	0.0%	Max	4.0

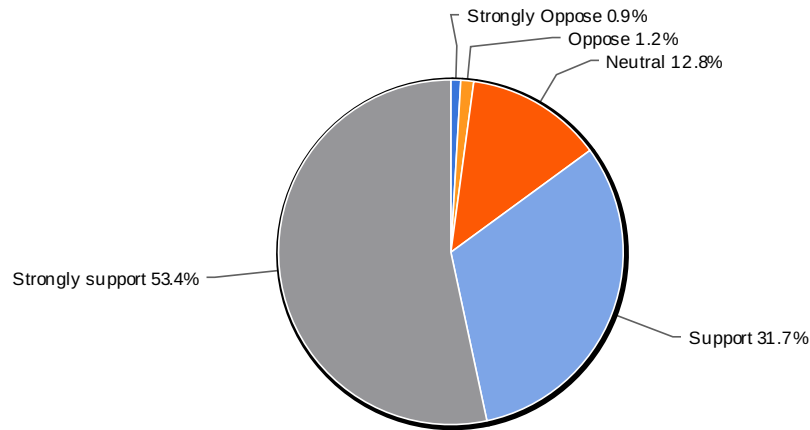
65. Do you prefer attending sessions with three 30 minute talk slots (20 minute talk + 10 minutes Q&A) or with four 22-minute talk slots (17 minute talk + 5 minutes Q&A)?



65. Do you prefer attending sessions with three 30 minute talk slots (20 minute talk + 10 minutes Q&A) or with four 22-minute talk slots (17 minute talk + 5 minutes Q&A)?

Value	Count	Percent %	Statistics	
I prefer the 30 minute slots	73	32.2%	Total Responses	227
I prefer the 22 minute slots	100	44.1%		
I have no strong preference	48	21.2%		
Other	6	2.6%		

67. Do you think that CSCW should explore the possibility of making all CSCW papers open access (i.e., no paywall required to access them from the ACM DL)?



67. Do you think that CSCW should explore the possibility of making all CSCW papers open access (i.e., no paywall required to access them from the ACM DL)?

Value	Count	Percent %
Strongly Oppose	3	0.9%
Oppose	4	1.2%
Neutral	42	12.8%
Support	104	31.7%
Strongly support	175	53.4%

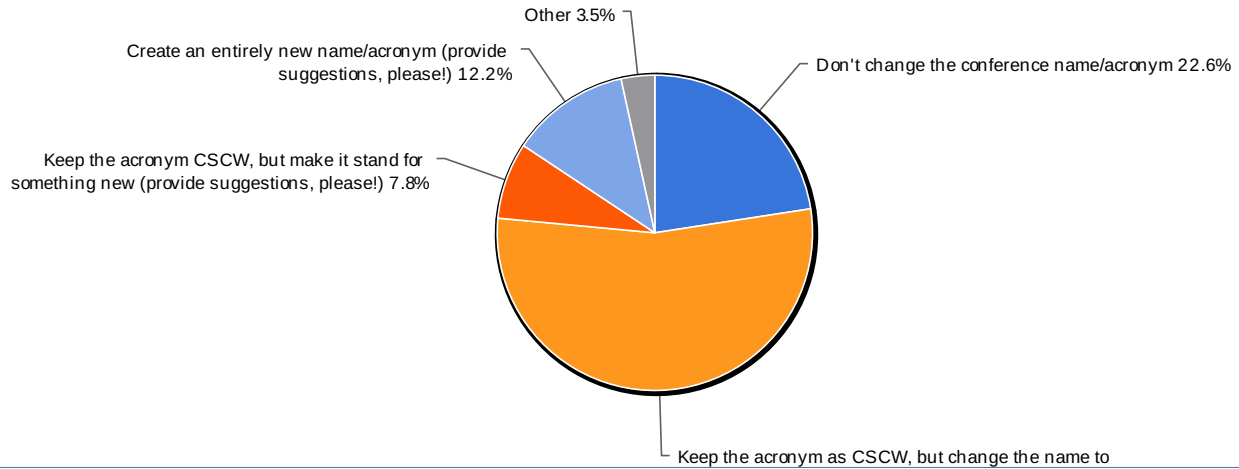
Statistics	
Total Responses	328
Sum	1,428.0
Avg.	4.4
StdDev	0.8
Max	5.0

Do you think that the name "Computer-Supported Cooperative Work" should be changed? (If so, please offer suggestions in the "Comments" box.)

Value	Count	Percent %
Strongly Oppose name change	0	0.0%
Oppose	0	0.0%
Neutral	0	0.0%
Support	0	0.0%
Strongly support name change	0	0.0%

Statistics	
Total Responses	0

68. Does the name "Computer Supported Cooperative Work" still adequately represent our community and attract the right participants, or should we consider changing it?

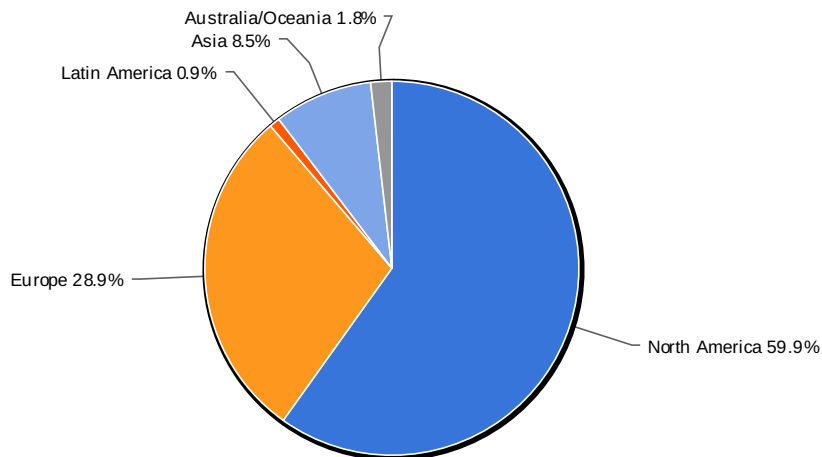


68. Does the name "Computer Supported Cooperative Work" still adequately represent our community and attract the right participants, or should we consider changing it?

Value	Count	Percent %
Don't change the conference name/acronym	72	22.6%
Keep the acronym as CSCW, but change the name to "Computer Supported Cooperative Work and Social Computing" (as was informally done on the website for the past two years)	172	53.9%
Keep the acronym CSCW, but make it stand for something new (provide suggestions, please!)	25	7.8%
Create an entirely new name/acronym (provide suggestions, please!)	39	12.2%
Other	11	3.5%

Statistics	
Total Responses	319

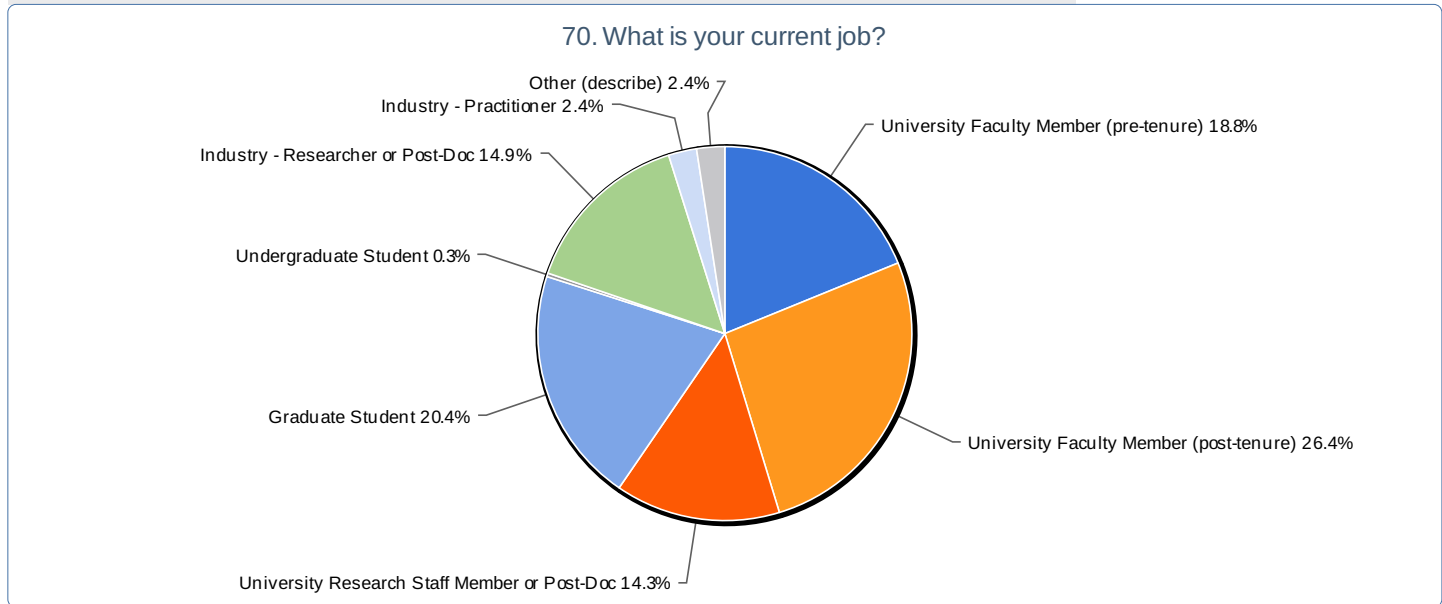
69. Where do you live?



69. Where do you live?

Value	Count	Percent %
North America	197	59.9%
Europe	95	28.9%
Latin America	3	0.9%
Asia	28	8.5%
Australia/Oceania	6	1.8%
Africa	0	0.0%

Statistics	
Total Responses	329

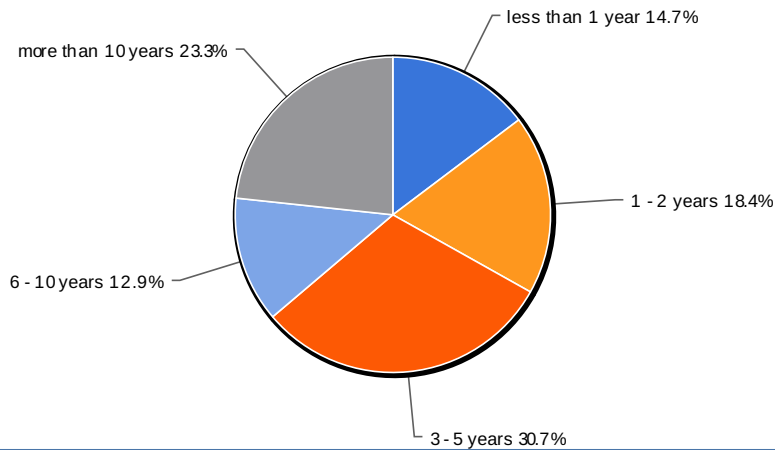


70. What is your current job?

Value	Count	Percent %
University Faculty Member (pre-tenure)	62	18.8%
University Faculty Member (post-tenure)	87	26.4%
University Research Staff Member or Post-Doc	47	14.3%
Graduate Student	67	20.4%
Undergraduate Student	1	0.3%
Industry - Researcher or Post-Doc	49	14.9%
Industry - Practitioner	8	2.4%
Other (describe)	8	2.4%

Statistics	
Total Responses	329

71. For approximately how many years have you participated in the CSCW conference community (e.g., submitting to, reviewing for, organizing, and/or attending the CSCW conference)?



71. For approximately how many years have you participated in the CSCW conference community (e.g., submitting to, reviewing for, organizing, and/or attending the CSCW conference)?

Value	Count	Percent %
less than 1 year	48	14.7%
1 - 2 years	60	18.4%
3 - 5 years	100	30.7%
6 - 10 years	42	12.9%
more than 10 years	76	23.3%

Statistics	
Total Responses	326
Sum	612.0
Avg.	3.0
StdDev	1.7
Max	6.0

72. Indicate how often you attend each of the following conferences, and which you consider your "home" conference (the one you would attend if you were limited to attending one conference per year).

CHI

	Conference name	Total
Never attend	12.8% 38	12.8% 38
Occasionally attend	31.6% 94	31.6% 94
Usually attend	25.3% 75	25.3% 75
Always attend	7.7% 23	7.7% 23
This is my "home" conference	22.6% 67	22.6% 67
Total	297	297

CSCW

	Conference name	Total
Never attend	14.8% 45	14.8% 45
Occasionally attend	38.2% 116	38.2% 116
Usually attend	22.7% 69	22.7% 69
Always attend	4.6% 14	4.6% 14
This is my "home" conference	19.7% 60	19.7% 60
Total	304	304

DIS

	Conference name	Total
Never attend	69.5% 171	69.5% 171
Occasionally attend	24.8% 61	24.8% 61
Usually attend	4.1% 10	4.1% 10
This is my "home" conference	1.6% 4	1.6% 4
Total	246	246

ECSCW

	Conference name	Total
Never attend	61.4% 156	61.4% 156
Occasionally attend	28.7% 73	28.7% 73
Usually attend	3.9% 10	3.9% 10
Always attend	1.6% 4	1.6% 4
This is my "home" conference	4.3% 11	4.3% 11
Total	254	254

GROUP

	Conference name	Total
Never attend	57.9% 147	57.9% 147

Occasionally attend	35.0% 89	35.0% 89
Usually attend	5.5% 14	5.5% 14
Always attend	1.2% 3	1.2% 3
This is my "home" conference	0.4% 1	0.4% 1
Total	254	254

HCOMP

	Conference name	Total
Never attend	94.4% 220	94.4% 220
Occasionally attend	4.7% 11	4.7% 11
Usually attend	0.4% 1	0.4% 1
Always attend	0.4% 1	0.4% 1
Total	233	233

ICWSM

	Conference name	Total
Never attend	78.6% 191	78.6% 191
Occasionally attend	18.1% 44	18.1% 44
Usually attend	2.5% 6	2.5% 6
This is my "home" conference	0.8% 2	0.8% 2
Total	243	243

iConference

	Conference name	Total
Never attend	69.5% 171	69.5% 171
Occasionally attend	23.6% 58	23.6% 58
Usually attend	4.5% 11	4.5% 11
Always attend	0.4% 1	0.4% 1
This is my "home" conference	2.0% 5	2.0% 5
Total	246	246

Interact

	Conference name	Total
Never attend	68.2% 167	68.2% 167
Occasionally attend	28.2% 69	28.2% 69
Usually attend	3.7% 9	3.7% 9
Total	245	245

ITS (Tabletop)

	Conference name	Total
	87.8%	87.8%

Never attend	87.8%	87.8%
	209	209
Occasionally attend	9.2%	9.2%
	22	22
Usually attend	1.3%	1.3%
	3	3
Always attend	0.8%	0.8%
	2	2
This is my "home" conference	0.8%	0.8%
	2	2
Total	238	238

Ubicomp

	Conference name	Total
Never attend	63.0%	63.0%
	153	153
Occasionally attend	25.1%	25.1%
	61	61
Usually attend	6.2%	6.2%
	15	15
Always attend	0.8%	0.8%
	2	2
This is my "home" conference	4.9%	4.9%
	12	12
Total	243	243

UIST

	Conference name	Total
Never attend	71.6%	71.6%
	174	174
Occasionally attend	23.0%	23.0%
	56	56
Usually attend	3.3%	3.3%
	8	8
Always attend	1.2%	1.2%
	3	3
This is my "home" conference	0.8%	0.8%
	2	2
Total	243	243

WikiSym

	Conference name	Total
Never attend	88.9%	88.9%
	209	209
Occasionally attend	9.4%	9.4%
	22	22
Usually attend	1.7%	1.7%
	4	4
Total	235	235

4S: Indicate how often you attend each of the following conferences, and which you consider your "home" conference (the one you would attend if you were limited to attending one conference per year).

	Conference name	Total
Occasionally attend	42.9%	42.9%
	3	3
Usually attend	28.6%	28.6%
	2	2
Always attend	28.6%	28.6%
	2	2
Total	7	7

4S (Society for the Social Studies of Science): Indicate how often you attend each of the following conferences, and which you consider your "home" conference (the one you would attend if you were limited to attending one conference per year).

	Conference name	Total
Occasionally attend	100.0%	100.0%
	1	1
Total	1	1

4S / EASST: Indicate how often you attend each of the following conferences, and which you consider your "home" conference (the one you would attend if you were limited to attending one conference per year).

	Conference name	Total
Occasionally attend	100.0%	100.0%
	1	1
Total	1	1

ACM DEV: Indicate how often you attend each of the following conferences, and which you consider your "home" conference (the one you would attend if you were limited to attending one conference per year).

	Conference name	Total
Always attend	100.0%	100.0%
	1	1
Total	1	1

ACM EC: Indicate how often you attend each of the following conferences, and which you consider your "home" conference (the one you would attend if you were limited to attending one conference per year).

	Conference name	Total
Occasionally attend	100.0%	100.0%
	1	1
Total	1	1

ACM Wireless Health: Indicate how often you attend each of the following conferences, and which you consider your "home" conference (the one you would attend if you were limited to attending one conference per year).

	Conference name	Total
Usually attend	100.0%	100.0%
	1	1
Total	1	1

AMIA: Indicate how often you attend each of the following conferences, and which you consider your "home" conference (the one you would attend if you were limited to attending one conference per year).

	Conference name	Total
Occasionally attend	25.0%	25.0%
	1	1
Usually attend	25.0%	25.0%
	1	1
Always attend	25.0%	25.0%
	1	1
This is my "home" conference	25.0%	25.0%
	1	1
Total	4	4

APS: Indicate how often you attend each of the following conferences, and which you consider your "home" conference (the one you would attend if you were limited to attending one conference per year).

	Conference name	Total
Occasionally attend	100.0%	100.0%
	1	1
Total	1	1

APSA: Indicate how often you attend each of the following conferences, and which you consider your "home" conference (the one you would attend if you were limited to attending one conference per year).

	Conference name	Total
Usually attend	100.0% 1	100.0% 1
Total	1	1

ASA (Amer. Sociology Assoc.): Indicate how often you attend each of the following conferences, and which you consider your "home" conference (the one you would attend if you were limited to attending one conference per year).

	Conference name	Total
Usually attend	100.0% 1	100.0% 1
Total	1	1

ASIS&T: Indicate how often you attend each of the following conferences, and which you consider your "home" conference (the one you would attend if you were limited to attending one conference per year).

	Conference name	Total
This is my "home" conference	100.0% 1	100.0% 1
Total	1	1

ASIST: Indicate how often you attend each of the following conferences, and which you consider your "home" conference (the one you would attend if you were limited to attending one conference per year).

	Conference name	Total
Occasionally attend	50.0% 2	50.0% 2
Usually attend	50.0% 2	50.0% 2
Total	4	4

ASSETS: Indicate how often you attend each of the following conferences, and which you consider your "home" conference (the one you would attend if you were limited to attending one conference per year).

	Conference name	Total
Occasionally attend	33.3% 1	33.3% 1
This is my "home" conference	66.7% 2	66.7% 2
Total	3	3

AVI: Indicate how often you attend each of the following conferences, and which you consider your "home" conference (the one you would attend if you were limited to attending one conference per year).

	Conference name	Total
Usually attend	100.0% 1	100.0% 1
Total	1	1

Academy of Management: Indicate how often you attend each of the following conferences, and which you consider your "home" conference (the one you would attend if you were limited to attending one conference per year).

	Conference name	Total
Usually attend	50.0% 1	50.0% 1
This is my "home" conference	50.0% 1	50.0% 1
Total	2	2

Academy of Management: Indicate how often you attend each of the following conferences, and which you consider your "home" conference (the one you would attend if you were limited to attending one conference per year).

	Conference name	Total
Usually attend	100.0% 1	100.0% 1
Total	1	1

Ambient Intelligence: Indicate how often you attend each of the following conferences, and which you consider your "home" conference (the one you would attend if you were limited to attending one conference per year).

	Conference name	Total
Usually attend	100.0% 1	100.0% 1
Total	1	1

American Anthropological Association: Indicate how often you attend each of the following conferences, and which you consider your "home" conference (the one you would attend if you were limited to attending one conference per year).

	Conference name	Total
This is my "home" conference	100.0% 1	100.0% 1
Total	1	1

American Sociological Association: Indicate how often you attend each of the following conferences, and which you consider your "home" conference (the one you would attend if you were limited to attending one conference per year).

	Conference name	Total
Always attend	50.0% 1	50.0% 1
This is my "home" conference	50.0% 1	50.0% 1
Total	2	2

AoIR: Indicate how often you attend each of the following conferences, and which you consider your "home" conference (the one you would attend if you were limited to attending one conference per year).

	Conference name	Total
Occasionally attend	50.0% 2	50.0% 2
Usually attend	25.0% 1	25.0% 1
Always attend	25.0% 1	25.0% 1
Total	4	4

AoM: Indicate how often you attend each of the following conferences, and which you consider your "home" conference (the one you would attend if you were limited to attending one conference per year).

	Conference name	Total
Always attend	100.0% 1	100.0% 1
Total	1	1

AoM-OCIS: Indicate how often you attend each of the following conferences, and which you consider your "home" conference (the one you would attend if you were limited to attending one conference per year).

	Conference name	Total
	100.0%	100.0%

	Conference name	Total
Occasionally attend	100.0%	100.0%
	1	1
Total	1	1

Association of Internet Researchers: Indicate how often you attend each of the following conferences, and which you consider your "home" conference (the one you would attend if you were limited to attending one conference per year).

	Conference name	Total
Always attend	100.0%	100.0%
	1	1
Total	1	1

BCS HCI: Indicate how often you attend each of the following conferences, and which you consider your "home" conference (the one you would attend if you were limited to attending one conference per year).

	Conference name	Total
Occasionally attend	100.0%	100.0%
	1	1
Total	1	1

British HCI: Indicate how often you attend each of the following conferences, and which you consider your "home" conference (the one you would attend if you were limited to attending one conference per year).

	Conference name	Total
Occasionally attend	100.0%	100.0%
	2	2
Total	2	2

British HCI conf.: Indicate how often you attend each of the following conferences, and which you consider your "home" conference (the one you would attend if you were limited to attending one conference per year).

	Conference name	Total
This is my "home" conference	100.0%	100.0%
	1	1
Total	1	1

C&T: Indicate how often you attend each of the following conferences, and which you consider your "home" conference (the one you would attend if you were limited to attending one conference per year).

	Conference name	Total
Occasionally attend	75.0%	75.0%
	3	3
Always attend	25.0%	25.0%
	1	1
Total	4	4

COOP: Indicate how often you attend each of the following conferences, and which you consider your "home" conference (the one you would attend if you were limited to attending one conference per year).

	Conference name	Total
Occasionally attend	28.6%	28.6%
	2	2
Usually attend	57.1%	57.1%
	4	4
Always attend	14.3%	14.3%
	1	1
Total	7	7

CRIWG: Indicate how often you attend each of the following conferences, and which you consider your "home" conference (the one you would attend if you were limited to attending one conference per year).

	Conference name	Total
--	-----------------	-------

	100.0%	100.0%
Usually attend	1	1
Total	1	1

CSCL: Indicate how often you attend each of the following conferences, and which you consider your "home" conference (the one you would attend if you were limited to attending one conference per year).

	Conference name	Total
Occasionally attend	50.0% 1	50.0% 1
Usually attend	50.0% 1	50.0% 1
Total	2	2

CollaborateCom: Indicate how often you attend each of the following conferences, and which you consider your "home" conference (the one you would attend if you were limited to attending one conference per year).

	Conference name	Total
Occasionally attend	100.0% 1	100.0% 1
Total	1	1

Coop: Indicate how often you attend each of the following conferences, and which you consider your "home" conference (the one you would attend if you were limited to attending one conference per year).

	Conference name	Total
Usually attend	100.0% 1	100.0% 1
Total	1	1

Creativity & Cognition: Indicate how often you attend each of the following conferences, and which you consider your "home" conference (the one you would attend if you were limited to attending one conference per year).

	Conference name	Total
Occasionally attend	33.3% 1	33.3% 1
Usually attend	33.3% 1	33.3% 1
Always attend	33.3% 1	33.3% 1
Total	3	3

Cscl: Indicate how often you attend each of the following conferences, and which you consider your "home" conference (the one you would attend if you were limited to attending one conference per year).

	Conference name	Total
This is my "home" conference	100.0% 1	100.0% 1
Total	1	1

DiGRA: Indicate how often you attend each of the following conferences, and which you consider your "home" conference (the one you would attend if you were limited to attending one conference per year).

	Conference name	Total
Occasionally attend	100.0% 1	100.0% 1
Total	1	1

ECCE: Indicate how often you attend each of the following conferences, and which you consider your "home" conference (the one you would attend if you were limited to attending one conference per year).

	Conference name	Total
--	-----------------	-------

	Conference name	Total
Occasionally attend	20.0% 1	20.0% 1
Usually attend	20.0% 1	20.0% 1
Always attend	60.0% 3	60.0% 3
Total	5	5

ECMFA: Indicate how often you attend each of the following conferences, and which you consider your "home" conference (the one you would attend if you were limited to attending one conference per year).

	Conference name	Total
Usually attend	100.0% 1	100.0% 1
Total	1	1

EMCA: Indicate how often you attend each of the following conferences, and which you consider your "home" conference (the one you would attend if you were limited to attending one conference per year).

	Conference name	Total
Usually attend	100.0% 1	100.0% 1
Total	1	1

EPIC: Indicate how often you attend each of the following conferences, and which you consider your "home" conference (the one you would attend if you were limited to attending one conference per year).

	Conference name	Total
Occasionally attend	50.0% 1	50.0% 1
Usually attend	50.0% 1	50.0% 1
Total	2	2

Eics: Indicate how often you attend each of the following conferences, and which you consider your "home" conference (the one you would attend if you were limited to attending one conference per year).

	Conference name	Total
Occasionally attend	100.0% 1	100.0% 1
Total	1	1

FSE: Indicate how often you attend each of the following conferences, and which you consider your "home" conference (the one you would attend if you were limited to attending one conference per year).

	Conference name	Total
Occasionally attend	33.3% 1	33.3% 1
Usually attend	66.7% 2	66.7% 2
Total	3	3

Graphic Interface: Indicate how often you attend each of the following conferences, and which you consider your "home" conference (the one you would attend if you were limited to attending one conference per year).

	Conference name	Total
Occasionally attend	100.0% 1	100.0% 1
Total	1	1

Graphics Interface: Indicate how often you attend each of the following conferences, and which you consider your "home" conference (the one you would attend if you were limited to attending one conference per year).

	Conference name	Total
Usually attend	100.0% 1	100.0% 1
Total	1	1

HCI International: Indicate how often you attend each of the following conferences, and which you consider your "home" conference (the one you would attend if you were limited to attending one conference per year).

	Conference name	Total
Occasionally attend	100.0% 1	100.0% 1
Total	1	1

HFES: Indicate how often you attend each of the following conferences, and which you consider your "home" conference (the one you would attend if you were limited to attending one conference per year).

	Conference name	Total
Occasionally attend	100.0% 1	100.0% 1
Total	1	1

HICSS: Indicate how often you attend each of the following conferences, and which you consider your "home" conference (the one you would attend if you were limited to attending one conference per year).

	Conference name	Total
Occasionally attend	75.0% 3	75.0% 3
This is my "home" conference	25.0% 1	25.0% 1
Total	4	4

HRI: Indicate how often you attend each of the following conferences, and which you consider your "home" conference (the one you would attend if you were limited to attending one conference per year).

	Conference name	Total
This is my "home" conference	100.0% 1	100.0% 1
Total	1	1

Health Informatics: Indicate how often you attend each of the following conferences, and which you consider your "home" conference (the one you would attend if you were limited to attending one conference per year).

	Conference name	Total
This is my "home" conference	100.0% 1	100.0% 1
Total	1	1

ICA: Indicate how often you attend each of the following conferences, and which you consider your "home" conference (the one you would attend if you were limited to attending one conference per year).

	Conference name	Total
Occasionally attend	40.0% 2	40.0% 2
Usually attend	20.0% 1	20.0% 1
This is my "home" conference	40.0% 2	40.0% 2
Total	5	5

ICA (Communication): Indicate how often you attend each of the following conferences, and which you consider your "home" conference (the one you would attend if you were limited to attending one conference per year).

per year).

	Conference name	Total
Usually attend	100.0% 1	100.0% 1
Total	1	1

ICA (Int'l Communication Assoc): Indicate how often you attend each of the following conferences, and which you consider your "home" conference (the one you would attend if you were limited to attending one conference per year).

	Conference name	Total
Usually attend	100.0% 1	100.0% 1
Total	1	1

ICIS: Indicate how often you attend each of the following conferences, and which you consider your "home" conference (the one you would attend if you were limited to attending one conference per year).

	Conference name	Total
Occasionally attend	20.0% 1	20.0% 1
Usually attend	60.0% 3	60.0% 3
This is my "home" conference	20.0% 1	20.0% 1
Total	5	5

ICMI: Indicate how often you attend each of the following conferences, and which you consider your "home" conference (the one you would attend if you were limited to attending one conference per year).

	Conference name	Total
Occasionally attend	100.0% 1	100.0% 1
Total	1	1

ICSE: Indicate how often you attend each of the following conferences, and which you consider your "home" conference (the one you would attend if you were limited to attending one conference per year).

	Conference name	Total
Occasionally attend	50.0% 3	50.0% 3
This is my "home" conference	50.0% 3	50.0% 3
Total	6	6

ICTD: Indicate how often you attend each of the following conferences, and which you consider your "home" conference (the one you would attend if you were limited to attending one conference per year).

	Conference name	Total
Always attend	50.0% 1	50.0% 1
This is my "home" conference	50.0% 1	50.0% 1
Total	2	2

ICWE: Indicate how often you attend each of the following conferences, and which you consider your "home" conference (the one you would attend if you were limited to attending one conference per year).

	Conference name	Total
Occasionally attend	100.0% 1	100.0% 1
Total	1	1

IDC: Indicate how often you attend each of the following conferences, and which you consider your "home" conference (the one you would attend if you were limited to attending one conference per year).

	Conference name	Total
Occasionally attend	33.3% 1	33.3% 1
This is my "home" conference	66.7% 2	66.7% 2
Total	3	3

IEEE InfoVis: Indicate how often you attend each of the following conferences, and which you consider your "home" conference (the one you would attend if you were limited to attending one conference per year).

	Conference name	Total
This is my "home" conference	100.0% 1	100.0% 1
Total	1	1

IEEE Virtual Reality: Indicate how often you attend each of the following conferences, and which you consider your "home" conference (the one you would attend if you were limited to attending one conference per year).

	Conference name	Total
Usually attend	100.0% 1	100.0% 1
Total	1	1

IIEEMCA: Indicate how often you attend each of the following conferences, and which you consider your "home" conference (the one you would attend if you were limited to attending one conference per year).

	Conference name	Total
Usually attend	100.0% 1	100.0% 1
Total	1	1

INGRoup: Indicate how often you attend each of the following conferences, and which you consider your "home" conference (the one you would attend if you were limited to attending one conference per year).

	Conference name	Total
Occasionally attend	100.0% 1	100.0% 1
Total	1	1

IS-EUD: Indicate how often you attend each of the following conferences, and which you consider your "home" conference (the one you would attend if you were limited to attending one conference per year).

	Conference name	Total
Occasionally attend	50.0% 1	50.0% 1
Always attend	50.0% 1	50.0% 1
Total	2	2

ISCRAM: Indicate how often you attend each of the following conferences, and which you consider your "home" conference (the one you would attend if you were limited to attending one conference per year).

	Conference name	Total
Usually attend	100.0% 1	100.0% 1
Total	1	1

IUI: Indicate how often you attend each of the following conferences, and which you consider your "home" conference (the one you would attend if you were limited to attending one conference per year).

	Conference name	Total
Occasionally attend	60.0% 3	60.0% 3
Usually attend	20.0% 1	20.0% 1
This is my "home" conference	20.0% 1	20.0% 1
Total	5	5

InfoVis: Indicate how often you attend each of the following conferences, and which you consider your "home" conference (the one you would attend if you were limited to attending one conference per year).

	Conference name	Total
Usually attend	100.0% 1	100.0% 1
Total	1	1

International Communication Association: Indicate how often you attend each of the following conferences, and which you consider your "home" conference (the one you would attend if you were limited to attending one conference per year).

	Conference name	Total
Usually attend	100.0% 1	100.0% 1
Total	1	1

International Social Network Conference: Indicate how often you attend each of the following conferences, and which you consider your "home" conference (the one you would attend if you were limited to attending one conference per year).

	Conference name	Total
Always attend	100.0% 1	100.0% 1
Total	1	1

IoT: Indicate how often you attend each of the following conferences, and which you consider your "home" conference (the one you would attend if you were limited to attending one conference per year).

	Conference name	Total
Occasionally attend	100.0% 1	100.0% 1
Total	1	1

JCDL: Indicate how often you attend each of the following conferences, and which you consider your "home" conference (the one you would attend if you were limited to attending one conference per year).

	Conference name	Total
Usually attend	100.0% 1	100.0% 1
Total	1	1

MODELS: Indicate how often you attend each of the following conferences, and which you consider your "home" conference (the one you would attend if you were limited to attending one conference per year).

	Conference name	Total
Occasionally attend	100.0% 1	100.0% 1
Total	1	1

Mensch & Computer: Indicate how often you attend each of the following conferences, and which you consider your "home" conference (the one you would attend if you were limited to attending one conference per year).

	Conference name	Total
--	-----------------	-------

Conference name		
Usually attend	100.0%	100.0%
	1	1
Total	1	1

MobiSys: Indicate how often you attend each of the following conferences, and which you consider your "home" conference (the one you would attend if you were limited to attending one conference per year).

Conference name		
Always attend	100.0%	100.0%
	2	2
Total	2	2

Mobile HCI: Indicate how often you attend each of the following conferences, and which you consider your "home" conference (the one you would attend if you were limited to attending one conference per year).

Conference name		
Occasionally attend	50.0%	50.0%
	1	1
Usually attend	50.0%	50.0%
	1	1
Total	2	2

MobileHCI: Indicate how often you attend each of the following conferences, and which you consider your "home" conference (the one you would attend if you were limited to attending one conference per year).

Conference name		
Occasionally attend	60.0%	60.0%
	3	3
Usually attend	40.0%	40.0%
	2	2
Total	5	5

Multimedia: Indicate how often you attend each of the following conferences, and which you consider your "home" conference (the one you would attend if you were limited to attending one conference per year).

Conference name		
Occasionally attend	100.0%	100.0%
	1	1
Total	1	1

NORDICHI: Indicate how often you attend each of the following conferences, and which you consider your "home" conference (the one you would attend if you were limited to attending one conference per year).

Conference name		
Occasionally attend	100.0%	100.0%
	1	1
Total	1	1

NordiCHI: Indicate how often you attend each of the following conferences, and which you consider your "home" conference (the one you would attend if you were limited to attending one conference per year).

Conference name		
Occasionally attend	60.0%	60.0%
	3	3
Usually attend	40.0%	40.0%
	2	2
Total	5	5

NordiCHI : Indicate how often you attend each of the following conferences, and which you consider your "home" conference (the one you would attend if you were limited to attending one conference per year).

Conference name		
Always attend	100.0%	100.0%
	1	1

Total**1****1**

OZCHI: Indicate how often you attend each of the following conferences, and which you consider your "home" conference (the one you would attend if you were limited to attending one conference per year).

	Conference name	Total
This is my "home" conference	100.0% 1	100.0% 1
Total	1	1

OzCHI: Indicate how often you attend each of the following conferences, and which you consider your "home" conference (the one you would attend if you were limited to attending one conference per year).

	Conference name	Total
Usually attend	100.0% 2	100.0% 2
Total	2	2

PDC: Indicate how often you attend each of the following conferences, and which you consider your "home" conference (the one you would attend if you were limited to attending one conference per year).

	Conference name	Total
Occasionally attend	75.0% 3	75.0% 3
Always attend	25.0% 1	25.0% 1
Total	4	4

Participatory Design: Indicate how often you attend each of the following conferences, and which you consider your "home" conference (the one you would attend if you were limited to attending one conference per year).

	Conference name	Total
Usually attend	100.0% 1	100.0% 1
Total	1	1

Participatory Design Conference: Indicate how often you attend each of the following conferences, and which you consider your "home" conference (the one you would attend if you were limited to attending one conference per year).

	Conference name	Total
Occasionally attend	50.0% 1	50.0% 1
Usually attend	50.0% 1	50.0% 1
Total	2	2

People and Computers: British HCI: Indicate how often you attend each of the following conferences, and which you consider your "home" conference (the one you would attend if you were limited to attending one conference per year).

	Conference name	Total
Always attend	100.0% 1	100.0% 1
Total	1	1

PerCom: Indicate how often you attend each of the following conferences, and which you consider your "home" conference (the one you would attend if you were limited to attending one conference per year).

	Conference name	Total
Usually attend	100.0% 1	100.0% 1
Total	1	1

Pervasive*: Indicate how often you attend each of the following conferences, and which you consider your "home" conference (the one you would attend if you were limited to attending one conference per year).

	Conference name	Total
Always attend	100.0% 1	100.0% 1
Total	1	1

PervasiveHealth: Indicate how often you attend each of the following conferences, and which you consider your "home" conference (the one you would attend if you were limited to attending one conference per year).

	Conference name	Total
This is my "home" conference	100.0% 1	100.0% 1
Total	1	1

RecSys: Indicate how often you attend each of the following conferences, and which you consider your "home" conference (the one you would attend if you were limited to attending one conference per year).

	Conference name	Total
Usually attend	33.3% 1	33.3% 1
Always attend	33.3% 1	33.3% 1
This is my "home" conference	33.3% 1	33.3% 1
Total	3	3

SBP: Indicate how often you attend each of the following conferences, and which you consider your "home" conference (the one you would attend if you were limited to attending one conference per year).

	Conference name	Total
Usually attend	100.0% 1	100.0% 1
Total	1	1

SID: Indicate how often you attend each of the following conferences, and which you consider your "home" conference (the one you would attend if you were limited to attending one conference per year).

	Conference name	Total
Occasionally attend	100.0% 1	100.0% 1
Total	1	1

SOUPS: Indicate how often you attend each of the following conferences, and which you consider your "home" conference (the one you would attend if you were limited to attending one conference per year).

	Conference name	Total
Occasionally attend	20.0% 1	20.0% 1
Usually attend	20.0% 1	20.0% 1
Always attend	40.0% 2	40.0% 2
This is my "home" conference	20.0% 1	20.0% 1
Total	5	5

SPLASH/OOPSLA: Indicate how often you attend each of the following conferences, and which you consider your "home" conference (the one you would attend if you were limited to attending one conference per year).

	Conference name	Total
Usually attend	100.0% 1	100.0% 1
Total	1	1

SPSP: Indicate how often you attend each of the following conferences, and which you consider your "home" conference (the one you would attend if you were limited to attending one conference per year).

	Conference name	Total
This is my "home" conference	100.0% 1	100.0% 1
Total	1	1

SenSys: Indicate how often you attend each of the following conferences, and which you consider your "home" conference (the one you would attend if you were limited to attending one conference per year).

	Conference name	Total
Usually attend	100.0% 1	100.0% 1
Total	1	1

Siggraph: Indicate how often you attend each of the following conferences, and which you consider your "home" conference (the one you would attend if you were limited to attending one conference per year).

	Conference name	Total
Occasionally attend	100.0% 1	100.0% 1
Total	1	1

Social Studies of Science (4S): Indicate how often you attend each of the following conferences, and which you consider your "home" conference (the one you would attend if you were limited to attending one conference per year).

	Conference name	Total
This is my "home" conference	100.0% 1	100.0% 1
Total	1	1

Society for Social Studies of Science (4S) Meeting: Indicate how often you attend each of the following conferences, and which you consider your "home" conference (the one you would attend if you were limited to attending one conference per year).

	Conference name	Total
Usually attend	100.0% 1	100.0% 1
Total	1	1

TEI: Indicate how often you attend each of the following conferences, and which you consider your "home" conference (the one you would attend if you were limited to attending one conference per year).

	Conference name	Total
Occasionally attend	100.0% 3	100.0% 3
Total	3	3

UMAP: Indicate how often you attend each of the following conferences, and which you consider your "home" conference (the one you would attend if you were limited to attending one conference per year).

	Conference name	Total
Usually attend	50.0% 1	50.0% 1
This is my "home" conference	50.0% 1	50.0% 1
Total	2	2

VL/HCC: Indicate how often you attend each of the following conferences, and which you consider your "home" conference (the one you would attend if you were limited to attending one conference per year).

	Conference name	Total
Usually attend	100.0%	100.0%
	1	1
Total	1	1

WSDM: Indicate how often you attend each of the following conferences, and which you consider your "home" conference (the one you would attend if you were limited to attending one conference per year).

	Conference name	Total
Occasionally attend	100.0%	100.0%
	1	1
Total	1	1

WWW: Indicate how often you attend each of the following conferences, and which you consider your "home" conference (the one you would attend if you were limited to attending one conference per year).

	Conference name	Total
Occasionally attend	100.0%	100.0%
	2	2
Total	2	2

WebSci: Indicate how often you attend each of the following conferences, and which you consider your "home" conference (the one you would attend if you were limited to attending one conference per year).

	Conference name	Total
Occasionally attend	100.0%	100.0%
	1	1
Total	1	1

academy of mgt: Indicate how often you attend each of the following conferences, and which you consider your "home" conference (the one you would attend if you were limited to attending one conference per year).

	Conference name	Total
Occasionally attend	100.0%	100.0%
	1	1
Total	1	1

eyeo: Indicate how often you attend each of the following conferences, and which you consider your "home" conference (the one you would attend if you were limited to attending one conference per year).

	Conference name	Total
Occasionally attend	100.0%	100.0%
	1	1
Total	1	1

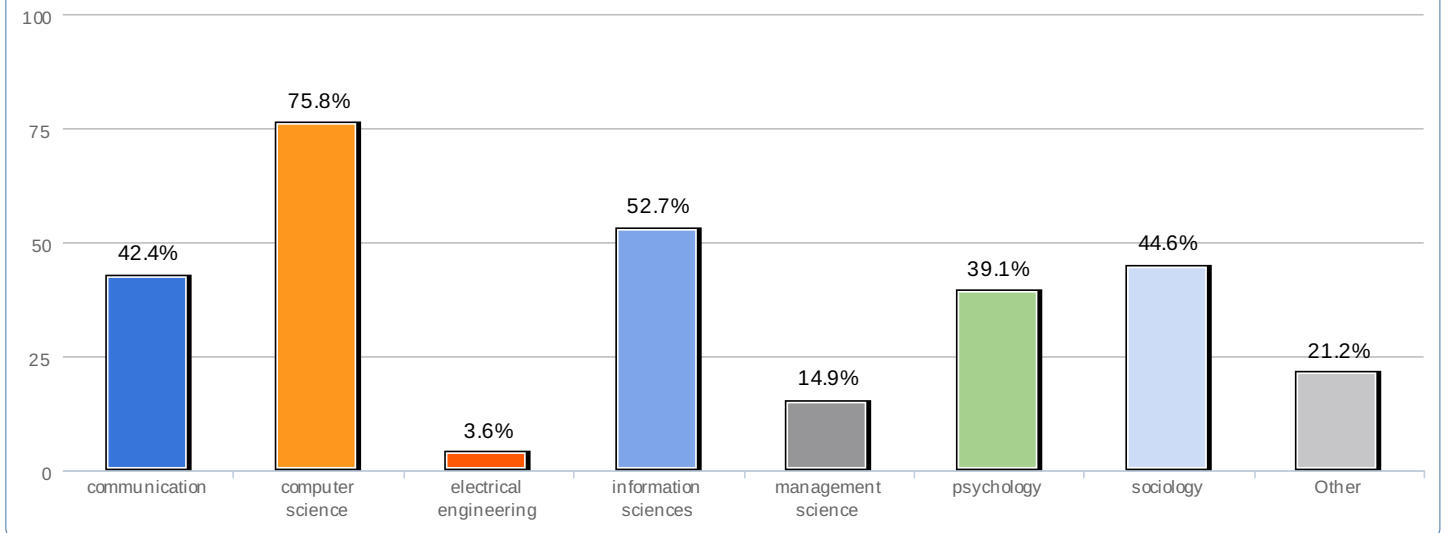
mobileHCI: Indicate how often you attend each of the following conferences, and which you consider your "home" conference (the one you would attend if you were limited to attending one conference per year).

	Conference name	Total
Always attend	100.0%	100.0%
	1	1
Total	1	1

sxsw: Indicate how often you attend each of the following conferences, and which you consider your "home" conference (the one you would attend if you were limited to attending one conference per year).

	Conference name	Total
Occasionally attend	100.0%	100.0%
	1	1
Total	1	1

73. Which discipline(s) does your work draw upon?



73. Which discipline(s) does your work draw upon?

Value	Count	Percent %
communication	140	42.4%
computer science	250	75.8%
electrical engineering	12	3.6%
information sciences	174	52.7%
management science	49	14.9%
psychology	129	39.1%
sociology	147	44.6%
Other	70	21.2%

Statistics

Total Responses	330
-----------------	-----